

Product Datasheet

OCT1 Antibody (8L4Y5) NBP3-16246-100ul

Unit Size: 100 ul

Store at -20C. Avoid freeze-thaw cycles.

www.novusbio.com



technical@novusbio.com

Protocols, Publications, Related Products, Reviews, Research Tools and Images at:
www.novusbio.com/NBP3-16246

Updated 9/9/2025 v.20.1

Earn rewards for product
reviews and publications.

Submit a publication at www.novusbio.com/publications

Submit a review at www.novusbio.com/reviews/destination/NBP3-16246



NBP3-16246-100ul

OCT1 Antibody (8L4Y5)

| Product Information | |
|----------------------|---|
| Unit Size | 100 ul |
| Concentration | Please see the vial label for concentration. If unlisted please contact technical services. |
| Storage | Store at -20C. Avoid freeze-thaw cycles. |
| Clonality | Monoclonal |
| Clone | 8L4Y5 |
| Preservative | 0.02% Sodium Azide |
| Isotype | IgG |
| Purity | Affinity purified |
| Buffer | PBS (pH 7.3), 50% glycerol, 0.05% BSA |


| Product Description | |
|---------------------|---|
| Description | Novus Biologicals Rabbit OCT1 Antibody (8L4Y5) (NBP3-16246) is a recombinant monoclonal antibody validated for use in IHC and WB. All Novus Biologicals antibodies are covered by our 100% guarantee. |
| Host | Rabbit |
| Gene ID | 5451 |
| Gene Symbol | POU2F1 |
| Species | Human, Mouse |
| Immunogen | Recombinant fusion protein containing a sequence corresponding to amino acids 1-162 of human OCT1 (P14859). MNNPSETSKPSMESGDGNTGTQTNGLDFQKQPVPVGGAISTAQAQAFGLHLH QVQLAGTSLQAAAQSLNVQSKSNEESGDSQQPSQPSQQPSVQAAIPQTQLML AGGQITGLTLTPAQQQLLLQQAQAQAQLLAAAVQQHSASQQHSAAGATISASA ATPMT |

| Product Application Details | |
|------------------------------|---|
| Applications | Western Blot, Immunohistochemistry-Paraffin, Immunohistochemistry |
| Recommended Dilutions | Western Blot 1:500 - 1:2000, Immunohistochemistry 1:50 - 1:200, Immunohistochemistry-Paraffin |

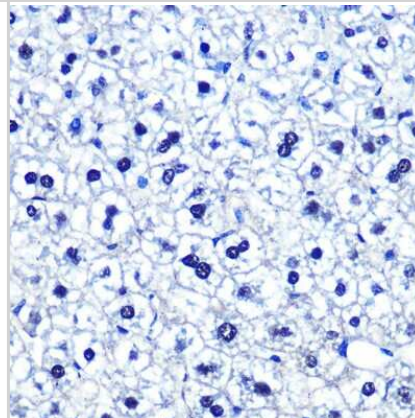


Images

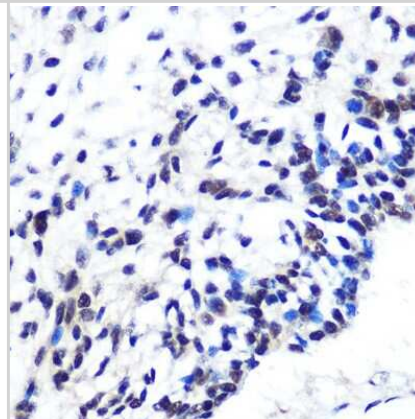
Western Blot: OCT1 Antibody (8L4Y5) [NBP3-16246] - Western blot analysis of extracts of various cell lines, using POU2F1/OCT1 Rabbit mAb (NBP3-16246) at 1:1000 dilution. Secondary antibody: HRP Goat Anti-Rabbit IgG (H+L) at 1:10000 dilution. Lysates/proteins: 25ug per lane. Blocking buffer: 3% nonfat dry milk in TBST. Detection: ECL Basic Kit. Exposure time: 3min.



Immunohistochemistry-Paraffin: OCT1 Antibody (8L4Y5) [NBP3-16246] - Immunohistochemistry of paraffin-embedded mouse liver using POU2F1/OCT1 Rabbit mAb (NBP3-16246) at dilution of 1:100 (40x lens). Perform microwave antigen retrieval with 10 mM PBS buffer pH 7.2 before commencing with IHC staining protocol.



Immunohistochemistry-Paraffin: OCT1 Antibody (8L4Y5) [NBP3-16246] - Immunohistochemistry of paraffin-embedded human esophageal cancer using POU2F1/OCT1 Rabbit mAb (NBP3-16246) at dilution of 1:100 (40x lens). Perform microwave antigen retrieval with 10 mM PBS buffer pH 7.2 before commencing with IHC staining protocol.





Novus Biologicals USA

10730 E. Briarwood Avenue
Centennial, CO 80112
USA
Phone: 303.730.1950
Toll Free: 1.888.506.6887
Fax: 303.730.1966
nb-customerservice@bio-techne.com

Bio-Techne Canada

21 Canmotor Ave
Toronto, ON M8Z 4E6
Canada
Phone: 905.827.6400
Toll Free: 855.668.8722
Fax: 905.827.6402
canada.inquires@bio-techne.com

Bio-Techne Ltd

19 Barton Lane
Abingdon Science Park
Abingdon, OX14 3NB, United Kingdom
Phone: (44) (0) 1235 529449
Free Phone: 0800 37 34 15
Fax: (44) (0) 1235 533420
info.EMEA@bio-techne.com

General Contact Information

www.novusbio.com
Technical Support: nb-technical@bio-techne.com
Orders: nb-customerservice@bio-techne.com
General: novus@novusbio.com

Products Related to NBP3-16246-100ul

| | |
|-------------|---|
| NBP2-33376H | Blue Marker Antibody (6F4-F6) [HRP] |
| HAF008 | Goat anti-Rabbit IgG Secondary Antibody [HRP] |
| NB7160 | Goat anti-Rabbit IgG (H+L) Secondary Antibody [HRP] |
| NBP2-24891 | Rabbit IgG Isotype Control |

Limitations

This product is for research use only and is not approved for use in humans or in clinical diagnosis. Primary Antibodies are guaranteed for 1 year from date of receipt.

For more information on our 100% guarantee, please visit www.novusbio.com/guarantee

Earn gift cards/discounts by submitting a review: www.novusbio.com/reviews/submit/NBP3-16246

Earn gift cards/discounts by submitting a publication using this product:
www.novusbio.com/publications

