

# Product Datasheet

## Histone H4 [Lactyl Lys5] Antibody - Azide and BSA Free NBP3-16137-100ul

Unit Size: 100 ul

Store at -20C. Avoid freeze-thaw cycles.

[www.novusbio.com](http://www.novusbio.com)



[technical@novusbio.com](mailto:technical@novusbio.com)

Protocols, Publications, Related Products, Reviews, Research Tools and Images at:  
[www.novusbio.com/NBP3-16137](http://www.novusbio.com/NBP3-16137)

Updated 2/17/2026 v.20.1

Earn rewards for product  
reviews and publications.

Submit a publication at [www.novusbio.com/publications](http://www.novusbio.com/publications)

Submit a review at [www.novusbio.com/reviews/destination/NBP3-16137](http://www.novusbio.com/reviews/destination/NBP3-16137)



**NBP3-16137-100ul**

Histone H4 [Lactyl Lys5] Antibody - Azide and BSA Free

Product Information	
Unit Size	100 ul
Concentration	Please see the vial label for concentration. If unlisted please contact technical services.
Storage	Store at -20C. Avoid freeze-thaw cycles.
Clonality	Polyclonal
Preservative	0.02% Sodium Azide
Isotype	IgG
Purity	Affinity purified
Buffer	PBS (pH 7.3), 50% glycerol
Target Molecular Weight	11 kDa

Product Description	
Description	Novus Biologicals Rabbit Histone H4 [Lactyl Lys5] Antibody - Azide and BSA Free (NBP3-16137) is a polyclonal antibody validated for use in WB and ELISA. All Novus Biologicals antibodies are covered by our 100% guarantee.
Host	Rabbit
Gene ID	121504
Gene Symbol	H4C16
Species	Human, Mouse, Rat
Reactivity Notes	(Wide Range Predicted)
Immunogen	A synthetic lactylated peptide around K5 of human Histone H4 (NP_003539.1). GRGKG

Product Application Details	
Applications	Western Blot, Dot Blot, ELISA
Recommended Dilutions	Western Blot 1:500 - 1:2000, ELISA Recommended starting concentration is 1 µg/mL., Dot Blot 1:500 - 1:4000



## Images

Western Blot: Histone H4 [Lactyl Lys5] Antibody - Azide and BSA Free [NBP3-16137] - Western blot analysis of lysates from NIH/3T3 cells, using Histone H4 Rabbit pAb at 1:1000 dilution. NIH/3T3 cells were treated by Sodium lactate(100mM) for 24h.


Secondary antibody: HRP-conjugated Goat anti-Rabbit IgG (H+L) at 1:10000 dilution.

Lysates/proteins: 25ug per lane.

Blocking buffer: 3% nonfat dry milk in TBST.

Detection: ECL Enhanced Kit.

Exposure time: 60s.



Western Blot: Histone H4 [Lactyl Lys5] Antibody - Azide and BSA Free [NBP3-16137] - Western blot analysis of lysates from C6 cells, using Histone H4 Rabbit pAb at 1:1000 dilution. C6 cells were treated by Sodium lactate(100mM) for 24h.

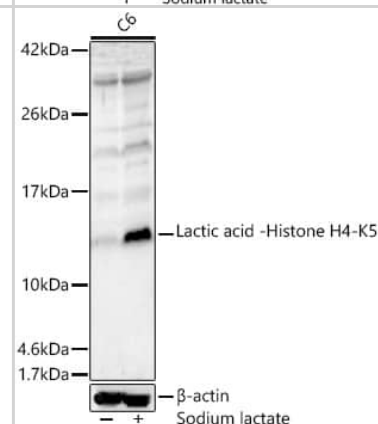
Secondary antibody: HRP-conjugated Goat anti-Rabbit IgG (H+L) at 1:10000 dilution.

Lysates/proteins: 25ug per lane.

Blocking buffer: 3% nonfat dry milk in TBST.

Detection: ECL Enhanced Kit.

Exposure time: 60s.



Western Blot: Histone H4 [Lactyl Lys5] Antibody - Azide and BSA Free [NBP3-16137] - Western blot analysis of lysates from MCF7 cells, using Histone H4 Rabbit pAb at 1:1000 dilution. MCF7 cells were treated by Sodium lactate(100mM) for 24h.

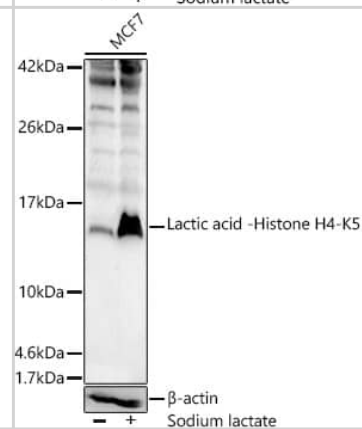
Secondary antibody: HRP-conjugated Goat anti-Rabbit IgG (H+L) at 1:10000 dilution.

Lysates/proteins: 25ug per lane.


Blocking buffer: 3% nonfat dry milk in TBST.

Detection: ECL Enhanced Kit.

Exposure time: 60s.



Dot Blot: Histone H4 [Lactyl Lys5] Antibody [NBP3-16137] - Dot-blot analysis of all sorts of peptides using Histone H4 antibody (NBP3-16137) at 1:4000 dilution.





### **Novus Biologicals USA**

10730 E. Briarwood Avenue  
Centennial, CO 80112  
USA  
Phone: 303.730.1950  
Toll Free: 1.888.506.6887  
Fax: 303.730.1966  
nb-customerservice@bio-techne.com

### **Bio-Techne Canada**

21 Canmotor Ave  
Toronto, ON M8Z 4E6  
Canada  
Phone: 905.827.6400  
Toll Free: 855.668.8722  
Fax: 905.827.6402  
canada.inquires@bio-techne.com

### **Bio-Techne Ltd**

19 Barton Lane  
Abingdon Science Park  
Abingdon, OX14 3NB, United Kingdom  
Phone: (44) (0) 1235 529449  
Free Phone: 0800 37 34 15  
Fax: (44) (0) 1235 533420  
info.EMEA@bio-techne.com

### **General Contact Information**

www.novusbio.com  
Technical Support: nb-technical@bio-techne.com  
Orders: nb-customerservice@bio-techne.com  
General: novus@novusbio.com

### **Products Related to NBP3-16137-100ul**

---

NBP2-33376H	Blue Marker Antibody (6F4-F6) [HRP]
HAF008	Goat anti-Rabbit IgG Secondary Antibody [HRP]
NB7160	Goat anti-Rabbit IgG (H+L) Secondary Antibody [HRP]
NBP2-24891	Rabbit IgG Isotype Control

---

### **Limitations**

This product is for research use only and is not approved for use in humans or in clinical diagnosis. Primary Antibodies are guaranteed for 1 year from date of receipt.

For more information on our 100% guarantee, please visit [www.novusbio.com/guarantee](http://www.novusbio.com/guarantee)

Earn gift cards/discounts by submitting a review: [www.novusbio.com/reviews/submit/NBP3-16137](http://www.novusbio.com/reviews/submit/NBP3-16137)

Earn gift cards/discounts by submitting a publication using this product:  
[www.novusbio.com/publications](http://www.novusbio.com/publications)

