

Product Datasheet

DNMT3A Antibody (7L903)

NBP3-15844-100ul

Unit Size: 100 ul

Store at -20C. Avoid freeze-thaw cycles.

www.novusbio.com



technical@novusbio.com

Protocols, Publications, Related Products, Reviews, Research Tools and Images at:
www.novusbio.com/NBP3-15844

Updated 11/11/2025 v.20.1

Earn rewards for product
reviews and publications.

Submit a publication at www.novusbio.com/publications

Submit a review at www.novusbio.com/reviews/destination/NBP3-15844



NBP3-15844-100ul**DNMT3A Antibody (7L9O3)**

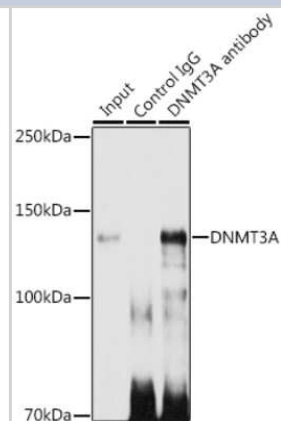
Product Information	
Unit Size	100 ul
Concentration	Please see the vial label for concentration. If unlisted please contact technical services.
Storage	Store at -20C. Avoid freeze-thaw cycles.
Clonality	Monoclonal
Clone	7L9O3
Preservative	0.02% Sodium Azide
Isotype	IgG
Purity	Affinity purified
Buffer	PBS (pH 7.3), 50% glycerol, 0.05% BSA
Target Molecular Weight	102 kDa

Product Description	
Description	Novus Biologicals Knockout (KO) Validated Rabbit DNMT3A Antibody (7L9O3) (NBP3-15844) is a recombinant monoclonal antibody validated for use in WB, ELISA and IP. All Novus Biologicals antibodies are covered by our 100% guarantee.
Host	Rabbit
Gene ID	1788
Gene Symbol	DNMT3A
Species	Human, Mouse
Immunogen	A synthetic peptide corresponding to a sequence within amino acids 550-650 of human DNMT3A (Q9Y6K1). GNNNCCRCFCVECVDLLVGPGAAQAAIKEDPWNCYMCGHKGTYGLLRRRED WPSRLQMFFANNHDQEFDPKVPVPAEKRPVLSLFDGIATGLLVL

Product Application Details	
Applications	Western Blot, ELISA, Immunoprecipitation, Knockout Validated
Recommended Dilutions	Western Blot 1:500 - 1:1000, ELISA Recommended starting concentration is 1 µg/mL. Please optimize the concentration based on your specific assay requirements., Immunoprecipitation 0.5µg-4µg antibody for 200µg-400µg extracts of whole cells, Knockout Validated

Images

Immunoprecipitation: DNMT3A Antibody (7L9O3) [NBP3-15844] - Immunoprecipitation analysis of 300ug extracts of 293T cells using 3ug DNMT3A antibody (NBP3-15844). Western blot was performed from the immunoprecipitate using DNMT3A antibody (NBP3-15844) at a dilution of 1:1000.



Western Blot: DNMT3A Antibody (7L9O3) [DNMT3A] - Western blot analysis of lysates from wild type (WT) and DNMT3A knockout (KO) 293T cells using [KO Validated] DNMT3A at 1:500 dilution incubated overnight at 4C.

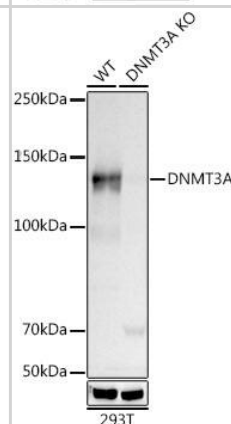
Secondary antibody: HRP-conjugated Goat anti-Rabbit IgG (H+L) at 1:10000 dilution.

Lysates/proteins: 25ug per lane.

Blocking buffer: 3% nonfat dry milk in TBST.

Detection: ECL Basic Kit .

Exposure time: 30s.



Western Blot: DNMT3A Antibody (7L9O3) [DNMT3A] - Western blot analysis of lysates from Mouse Thymus using DNMT3A Rabbit mAb at 1:500 dilution incubated overnight at 4C.

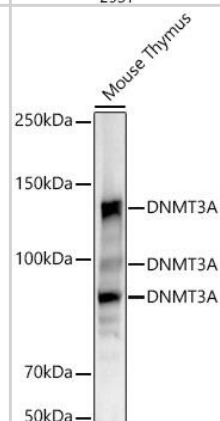
Secondary antibody: HRP-conjugated Goat anti-Rabbit IgG (H+L) at 1:10000 dilution.

Lysates/proteins: 25ug per lane.

Blocking buffer: 3% nonfat dry milk in TBST.

Detection: ECL Basic Kit .

Exposure time: 30s.





Novus Biologicals USA

10730 E. Briarwood Avenue
Centennial, CO 80112
USA
Phone: 303.730.1950
Toll Free: 1.888.506.6887
Fax: 303.730.1966
nb-customerservice@bio-techne.com

Bio-Techne Canada

21 Canmotor Ave
Toronto, ON M8Z 4E6
Canada
Phone: 905.827.6400
Toll Free: 855.668.8722
Fax: 905.827.6402
canada.inquires@bio-techne.com

Bio-Techne Ltd

19 Barton Lane
Abingdon Science Park
Abingdon, OX14 3NB, United Kingdom
Phone: (44) (0) 1235 529449
Free Phone: 0800 37 34 15
Fax: (44) (0) 1235 533420
info.EMEA@bio-techne.com

General Contact Information

www.novusbio.com
Technical Support: nb-technical@bio-techne.com
Orders: nb-customerservice@bio-techne.com
General: novus@novusbio.com

Products Related to NBP3-15844-100ul

NBP2-33376H	Blue Marker Antibody (6F4-F6) [HRP]
HAF008	Goat anti-Rabbit IgG Secondary Antibody [HRP]
NB7160	Goat anti-Rabbit IgG (H+L) Secondary Antibody [HRP]
NBP2-24891	Rabbit IgG Isotype Control

Limitations

This product is for research use only and is not approved for use in humans or in clinical diagnosis. Primary Antibodies are guaranteed for 1 year from date of receipt.

For more information on our 100% guarantee, please visit www.novusbio.com/guarantee

Earn gift cards/discounts by submitting a review: www.novusbio.com/reviews/submit/NBP3-15844

Earn gift cards/discounts by submitting a publication using this product:
www.novusbio.com/publications

