

Product Datasheet

RHAMM/CD168 Antibody (3L10H9)

NBP3-15424-100ul

Unit Size: 100 ul

Store at -20C. Avoid freeze-thaw cycles.

www.novusbio.com



technical@novusbio.com

Protocols, Publications, Related Products, Reviews, Research Tools and Images at:
www.novusbio.com/NBP3-15424

Updated 9/9/2025 v.20.1

Earn rewards for product reviews and publications.

Submit a publication at www.novusbio.com/publications

Submit a review at www.novusbio.com/reviews/destination/NBP3-15424



NBP3-15424-100ul

RHAMM/CD168 Antibody (3L10H9)

| Product Information | |
|-------------------------|---|
| Unit Size | 100 ul |
| Concentration | Please see the vial label for concentration. If unlisted please contact technical services. |
| Storage | Store at -20C. Avoid freeze-thaw cycles. |
| Clonality | Monoclonal |
| Clone | 3L10H9 |
| Preservative | 0.02% Sodium Azide |
| Isotype | IgG |
| Purity | Affinity purified |
| Buffer | PBS (pH 7.3), 50% glycerol, 0.05% BSA |
| Target Molecular Weight | 84 kDa |


| Product Description | |
|---------------------|--|
| Description | Novus Biologicals Rabbit RHAMM/CD168 Antibody (3L10H9) (NBP3-15424) is a recombinant monoclonal antibody validated for use in IHC, WB and ELISA. All Novus Biologicals antibodies are covered by our 100% guarantee. |
| Host | Rabbit |
| Gene ID | 3161 |
| Gene Symbol | HMMR |
| Species | Human, Mouse |
| Immunogen | A synthetic peptide corresponding to a sequence within amino acids 1-100 of human RHAMM/CD168 (O75330). MSFPKAPLKRFDPSGCAPSPGAYDVKTLEVLKGPVSFQKSQRFKQQKESKQ NLNVDKDTTLPASARKVKSSSESKESQKNDKDLKILEKEIRVLLQERGA |

| Product Application Details | |
|-----------------------------|--|
| Applications | Western Blot, Immunohistochemistry-Paraffin, ELISA, Immunohistochemistry |
| Recommended Dilutions | Western Blot 1:100 - 1:500, ELISA Recommended starting concentration is 1 ug/mL, Immunohistochemistry 1:50 - 1:200, Immunohistochemistry-Paraffin 1:50 - 1:200 |

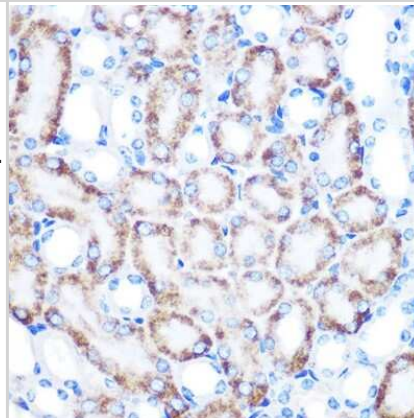


Images

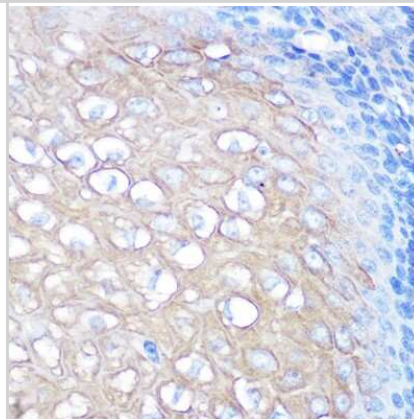
Western Blot: RHAMM/CD168 Antibody (3L10H9) [NBP3-15424] - Western blot analysis of extracts of K-562 cells, using RHAMM/CD168 Rabbit mAb (NBP3-15424) at 1:500 dilution. Secondary antibody: HRP Goat Anti-Rabbit IgG (H+L) at 1:10000 dilution. Lysates/proteins: 25ug per lane. Blocking buffer: 3% nonfat dry milk in TBST. Detection: ECL Basic Kit. Exposure time: 3min.



Immunohistochemistry-Paraffin: RHAMM/CD168 Antibody (3L10H9) [NBP3-15424] - Immunohistochemistry of paraffin-embedded mouse kidney using [KO Validated] RHAMM/CD168 Rabbit mAb (NBP3-15424) at dilution of 1:100 (40x lens). Perform microwave antigen retrieval with 10 mM PBS buffer pH 7.2 before commencing with IHC staining protocol.



Immunohistochemistry-Paraffin: RHAMM/CD168 Antibody (3L10H9) [NBP3-15424] - Immunohistochemistry of paraffin-embedded human esophageal using [KO Validated] RHAMM/CD168 Rabbit mAb (NBP3-15424) at dilution of 1:100 (40x lens). Perform microwave antigen retrieval with 10 mM PBS buffer pH 7.2 before commencing with IHC staining protocol.





Novus Biologicals USA

10730 E. Briarwood Avenue
Centennial, CO 80112
USA
Phone: 303.730.1950
Toll Free: 1.888.506.6887
Fax: 303.730.1966
nb-customerservice@bio-techne.com

Bio-Techne Canada

21 Canmotor Ave
Toronto, ON M8Z 4E6
Canada
Phone: 905.827.6400
Toll Free: 855.668.8722
Fax: 905.827.6402
canada.inquires@bio-techne.com

Bio-Techne Ltd

19 Barton Lane
Abingdon Science Park
Abingdon, OX14 3NB, United Kingdom
Phone: (44) (0) 1235 529449
Free Phone: 0800 37 34 15
Fax: (44) (0) 1235 533420
info.EMEA@bio-techne.com

General Contact Information

www.novusbio.com
Technical Support: nb-technical@bio-techne.com
Orders: nb-customerservice@bio-techne.com
General: novus@novusbio.com

Products Related to NBP3-15424-100ul

| | |
|-------------|---|
| NBP2-33376H | Blue Marker Antibody (6F4-F6) [HRP] |
| HAF008 | Goat anti-Rabbit IgG Secondary Antibody [HRP] |
| NB7160 | Goat anti-Rabbit IgG (H+L) Secondary Antibody [HRP] |
| NBP2-24891 | Rabbit IgG Isotype Control |

Limitations

This product is for research use only and is not approved for use in humans or in clinical diagnosis. Primary Antibodies are guaranteed for 1 year from date of receipt.

For more information on our 100% guarantee, please visit www.novusbio.com/guarantee

Earn gift cards/discounts by submitting a review: www.novusbio.com/reviews/submit/NBP3-15424

Earn gift cards/discounts by submitting a publication using this product:
www.novusbio.com/publications

