

Product Datasheet

UQCRC2 Antibody (2F6) - BSA Free NBP3-15182

Unit Size: 100 ul

Store at -20 to -70C. Avoid freeze-thaw cycles.

www.novusbio.com



technical@novusbio.com

Protocols, Publications, Related Products, Reviews, Research Tools and Images at:
www.novusbio.com/NBP3-15182

Updated 2/24/2026 v.20.1

Earn rewards for product
reviews and publications.

Submit a publication at www.novusbio.com/publications

Submit a review at www.novusbio.com/reviews/destination/NBP3-15182



NBP3-15182**UQCRC2 Antibody (2F6) - BSA Free**

| Product Information | |
|----------------------------|---|
| Unit Size | 100 ul |
| Concentration | Please see the vial label for concentration. If unlisted please contact technical services. |
| Storage | Store at -20 to -70C. Avoid freeze-thaw cycles. |
| Clonality | Monoclonal |
| Clone | 2F6 |
| Preservative | 0.02% Sodium Azide |
| Isotype | IgG |
| Purity | Affinity purified |
| Buffer | PBS, pH 7.4, 150mM NaCl, and 50% glycerol |


| Product Description | |
|----------------------------|---|
| Description | Novus Biologicals Rabbit UQCRC2 Antibody (2F6) - BSA Free (NBP3-15182) is a recombinant monoclonal antibody validated for use in IHC, WB and ELISA. All Novus Biologicals antibodies are covered by our 100% guarantee. |
| Host | Rabbit |
| Gene ID | 7385 |
| Gene Symbol | UQCRC2 |
| Species | Human |
| Immunogen | A synthesized peptide derived from human UQCRC2. UniProt ID (P22695). |

| Product Application Details | |
|------------------------------------|---|
| Applications | Western Blot, ELISA, Immunohistochemistry |
| Recommended Dilutions | Western Blot 1:500-1:5000, ELISA, Immunohistochemistry 1:50-1:200 |

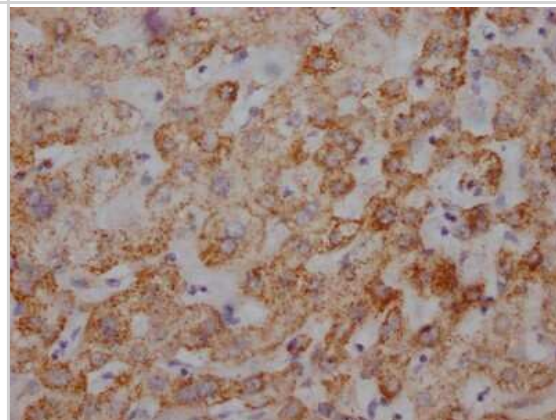


Images

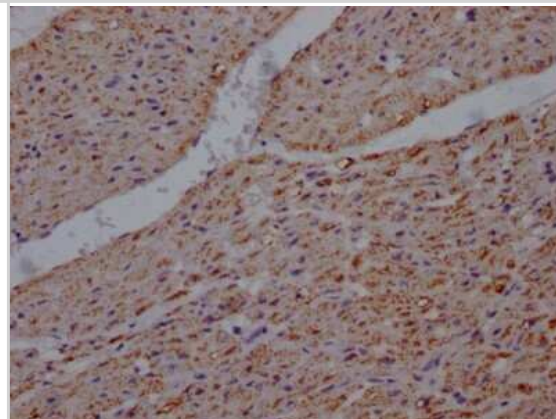
Western Blot: UQCRC2 Antibody (2F6) [NBP3-15182] - Positive WB detected in: HepG2 whole cell lysate, 293 whole cell lysate, U251 whole cell lysate, MCF-7 whole cell lysate. All lanes: UQCRC2 antibody at 1:2000. Secondary: Goat polyclonal to rabbit IgG at 1/50000 dilution. Predicted band size: 49 KDa. Observed band size: 49 KDa.



Immunohistochemistry: UQCRC2 Antibody (2F6) [NBP3-15182] - IHC image of UQCRC2 antibody diluted at 1:100 and staining in paraffin-embedded human liver tissue. After dewaxing and hydration, antigen retrieval was mediated by high pressure in a citrate buffer (pH 6.0). Section was blocked with 10% normal goat serum 30 minutes at RT. Then primary antibody (1% BSA) was incubated at 4C overnight. The primary is detected by a Goat anti-rabbit IgG polymer labeled by HRP and visualized using 0.05% DAB.



Immunohistochemistry: UQCRC2 Antibody (2F6) [NBP3-15182] - IHC image of UQCRC2 antibody diluted at 1:100 and staining in paraffin-embedded human heart tissue. After dewaxing and hydration, antigen retrieval was mediated by high pressure in a citrate buffer (pH 6.0). Section was blocked with 10% normal goat serum 30 minutes at RT. Then primary antibody (1% BSA) was incubated at 4C overnight. The primary is detected by a Goat anti-rabbit IgG polymer labeled by HRP and visualized using 0.05% DAB.





Novus Biologicals USA

10730 E. Briarwood Avenue
Centennial, CO 80112
USA
Phone: 303.730.1950
Toll Free: 1.888.506.6887
Fax: 303.730.1966
nb-customerservice@bio-techne.com

Bio-Techne Canada

21 Canmotor Ave
Toronto, ON M8Z 4E6
Canada
Phone: 905.827.6400
Toll Free: 855.668.8722
Fax: 905.827.6402
canada.inquires@bio-techne.com

Bio-Techne Ltd

19 Barton Lane
Abingdon Science Park
Abingdon, OX14 3NB, United Kingdom
Phone: (44) (0) 1235 529449
Free Phone: 0800 37 34 15
Fax: (44) (0) 1235 533420
info.EMEA@bio-techne.com

General Contact Information

www.novusbio.com
Technical Support: nb-technical@bio-techne.com
Orders: nb-customerservice@bio-techne.com
General: novus@novusbio.com

Products Related to NBP3-15182

| | |
|-------------|---|
| NBP2-33376H | Blue Marker Antibody (6F4-F6) [HRP] |
| HAF008 | Goat anti-Rabbit IgG Secondary Antibody [HRP] |
| NB7160 | Goat anti-Rabbit IgG (H+L) Secondary Antibody [HRP] |
| NBP2-24891 | Rabbit IgG Isotype Control |

Limitations

This product is for research use only and is not approved for use in humans or in clinical diagnosis. Primary Antibodies are guaranteed for 1 year from date of receipt.

For more information on our 100% guarantee, please visit www.novusbio.com/guarantee

Earn gift cards/discounts by submitting a review: www.novusbio.com/reviews/submit/NBP3-15182

Earn gift cards/discounts by submitting a publication using this product:
www.novusbio.com/publications

