

Product Datasheet

HSP90 Antibody (10D6) - BSA Free NBP3-15144

Unit Size: 100 ul

Store at -20 to -70C. Avoid freeze-thaw cycles.

www.novusbio.com



technical@novusbio.com

Protocols, Publications, Related Products, Reviews, Research Tools and Images at:
www.novusbio.com/NBP3-15144

Updated 2/24/2026 v.20.1

Earn rewards for product
reviews and publications.

Submit a publication at www.novusbio.com/publications

Submit a review at www.novusbio.com/reviews/destination/NBP3-15144




NBP3-15144

HSP90 Antibody (10D6) - BSA Free

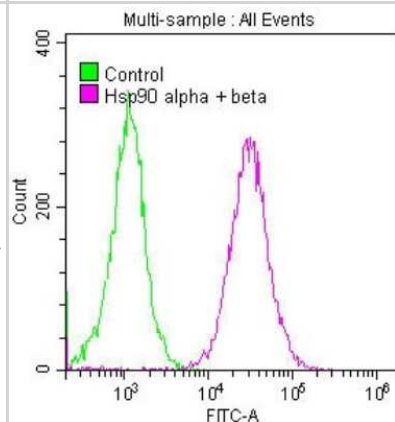
Product Information	
Unit Size	100 ul
Concentration	Please see the vial label for concentration. If unlisted please contact technical services.
Storage	Store at -20 to -70C. Avoid freeze-thaw cycles.
Clonality	Monoclonal
Clone	10D6
Preservative	0.02% Sodium Azide
Isotype	IgG
Purity	Affinity purified
Buffer	PBS, pH 7.4, 150mM NaCl, and 50% glycerol
Product Description	
Description	Novus Biologicals Rabbit HSP90 Antibody (10D6) - BSA Free (NBP3-15144) is a recombinant monoclonal antibody validated for use in WB, ELISA, Flow and IP. All Novus Biologicals antibodies are covered by our 100% guarantee.
Host	Rabbit
Gene ID	3320
Gene Symbol	HSP90AA1
Species	Human, Rat
Immunogen	A synthesized peptide derived from human HSP90. UniProt ID (P07900/P08238).
Product Application Details	
Applications	Western Blot, ELISA, Flow Cytometry, Immunoprecipitation
Recommended Dilutions	Western Blot 1:500-1:5000, Flow Cytometry, ELISA, Immunoprecipitation

Images

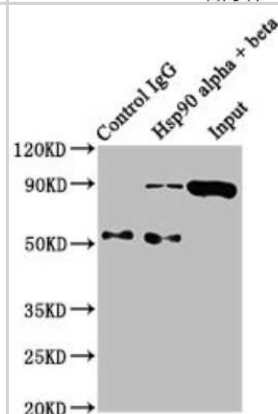
Western Blot: HSP90 Antibody (10D6) [NBP3-15144] - Positive WB detected in: Hela whole cell lysate, MCF-7 whole cell lysate, K562 whole cell lysate, HL-60 whole cell lysate, HepG2 whole cell lysate, A549 whole cell lysate, Jurkat whole cell lysate, PC3 whole cell lysate, Rat brain tissue. All lanes: HSP90 antibody at 1.25ug/ml. Secondary: Goat polyclonal to rabbit IgG at 1/50000 dilution. Predicted band size: 90 KDa. Observed band size: 90 KDa.



Flow Cytometry: HSP90 Antibody (10D6) [NBP3-15144] - Overlay histogram showing Jurkat cells stained with HSP90 antibody (red line) at 1:50. The cells were fixed with 70% Ethylalcohol (18h) and then permeabilized with 0.3% Triton X-100 for 2 min. The cells were then incubated in 1x PBS /10% normal goat serum to block non-specific protein-protein interactions followed by primary antibody for 1 h at 4C. The secondary antibody used was FITC goat anti-rabbit IgG (H+L) at 1/200 dilution for 1 h at 4C. Control antibody (green line) was used under the same conditions. Acquisition of >10,000 events was performed.



Immunoprecipitation: HSP90 Antibody (10D6) [NBP3-15144] - Immunoprecipitating HSP90 in Hela whole cell lysate. Lane 1: Rabbit control IgG instead of HSP90 antibody in Hela whole cell lysate. For western blotting, a HRP-conjugated Protein G antibody was used as the secondary antibody (1/2000). Lane 2: HSP90 antibody (3ug) + Hela whole cell lysate (500ug). Lane 3: Hela whole cell lysate (20ug).





Novus Biologicals USA

10730 E. Briarwood Avenue
Centennial, CO 80112
USA
Phone: 303.730.1950
Toll Free: 1.888.506.6887
Fax: 303.730.1966
nb-customerservice@bio-techne.com

Bio-Techne Canada

21 Canmotor Ave
Toronto, ON M8Z 4E6
Canada
Phone: 905.827.6400
Toll Free: 855.668.8722
Fax: 905.827.6402
canada.inquires@bio-techne.com

Bio-Techne Ltd

19 Barton Lane
Abingdon Science Park
Abingdon, OX14 3NB, United Kingdom
Phone: (44) (0) 1235 529449
Free Phone: 0800 37 34 15
Fax: (44) (0) 1235 533420
info.EMEA@bio-techne.com

General Contact Information

www.novusbio.com
Technical Support: nb-technical@bio-techne.com
Orders: nb-customerservice@bio-techne.com
General: novus@novusbio.com

Products Related to NBP3-15144

NBP2-33376H	Blue Marker Antibody (6F4-F6) [HRP]
HAF008	Goat anti-Rabbit IgG Secondary Antibody [HRP]
NB7160	Goat anti-Rabbit IgG (H+L) Secondary Antibody [HRP]
NBP2-24891	Rabbit IgG Isotype Control

Limitations

This product is for research use only and is not approved for use in humans or in clinical diagnosis. Primary Antibodies are guaranteed for 1 year from date of receipt.

For more information on our 100% guarantee, please visit www.novusbio.com/guarantee

Earn gift cards/discounts by submitting a review: www.novusbio.com/reviews/submit/NBP3-15144

Earn gift cards/discounts by submitting a publication using this product:
www.novusbio.com/publications

