

# Product Datasheet

## CD23/Fc epsilon RII Antibody (CL12435) - BSA Free NBP3-15134-100ul

Unit Size: 100 ul

Store at 4C short term. Aliquot and store at -20C long term. Avoid freeze-thaw cycles.

[www.novusbio.com](http://www.novusbio.com)



[technical@novusbio.com](mailto:technical@novusbio.com)

Protocols, Publications, Related Products, Reviews, Research Tools and Images at:  
[www.novusbio.com/NBP3-15134](http://www.novusbio.com/NBP3-15134)

Updated 12/2/2025 v.20.1

Earn rewards for product  
reviews and publications.

Submit a publication at [www.novusbio.com/publications](http://www.novusbio.com/publications)

Submit a review at [www.novusbio.com/reviews/destination/NBP3-15134](http://www.novusbio.com/reviews/destination/NBP3-15134)



**NBP3-15134-100ul**

CD23/Fc epsilon RII Antibody (CL12435) - BSA Free

Product Information	
Unit Size	100 ul
Concentration	Concentrations vary lot to lot. See vial label for concentration. If unlisted please contact technical services.
Storage	Store at 4C short term. Aliquot and store at -20C long term. Avoid freeze-thaw cycles.
Clonality	Monoclonal
Clone	CL12435
Preservative	0.02% Sodium Azide
Isotype	IgG1
Purity	Protein A purified
Buffer	PBS (pH 7.2) and 40% Glycerol

Product Description	
Description	Novus Biologicals Mouse CD23/Fc epsilon RII Antibody (CL12435) - BSA Free (NBP3-15134) is a monoclonal antibody validated for use in IHC. All Novus Biologicals antibodies are covered by our 100% guarantee.
Host	Mouse
Gene ID	2208
Gene Symbol	FCER2
Species	Human
Immunogen	This antibody was developed using a synthetic peptide derived from P06734, with the exact immunogen sequence remaining proprietary.

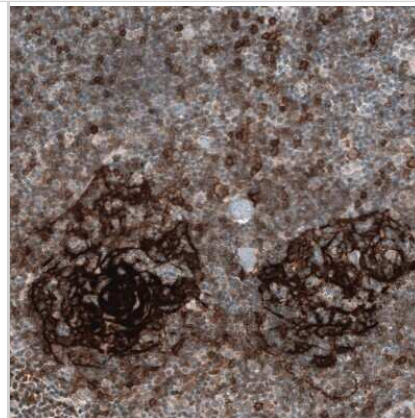
Product Application Details	
Applications	Immunohistochemistry-Paraffin, Immunohistochemistry
Recommended Dilutions	Immunohistochemistry 1:1000-1:2500, Immunohistochemistry-Paraffin 1:1000 - 1:2500
Application Notes	For IHC-Paraffin, HIER pH 6 retrieval is recommended.

**Images**

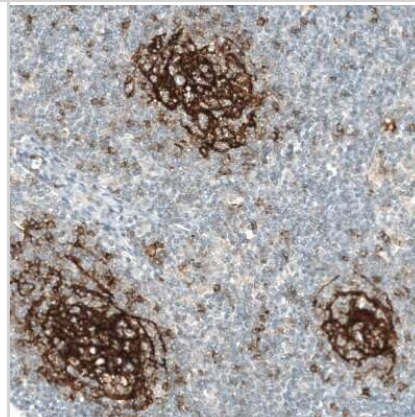
Immunohistochemistry-Paraffin: CD23/Fc epsilon RII Antibody (CL12435) [NBP3-15134] - Staining of human skeletal muscle shows no positivity in myocytes as expected.



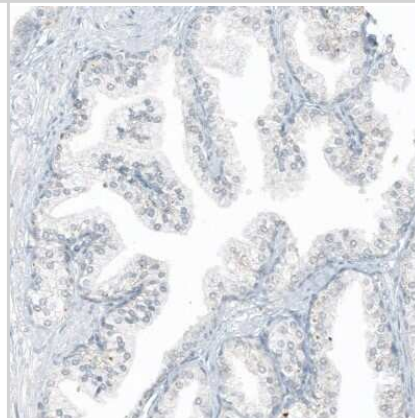
Immunohistochemistry-Paraffin: CD23/Fc epsilon RII Antibody (CL12435) [NBP3-15134] - Staining of human chronic lymphocytic leukemia shows strong membranous positivity in germinal center cells.



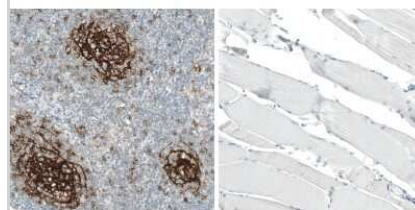
Immunohistochemistry-Paraffin: CD23/Fc epsilon RII Antibody (CL12435) [NBP3-15134] - Staining of human lymph node shows strong membranous positivity in germinal center cells.



Immunohistochemistry-Paraffin: CD23/Fc epsilon RII Antibody (CL12435) [NBP3-15134] - Staining of human prostate shows no positivity in glandular cells as expected.



Immunohistochemistry-Paraffin: CD23/Fc epsilon RII Antibody (CL12435) [NBP3-15134] - Analysis in human lymph node and skeletal muscle tissues using NBP3-15134 antibody. Corresponding FCER2 RNA-seq data are presented for the same tissues.



FCER2 in Lymph node

FCER2 in Skeletal muscle





### **Novus Biologicals USA**

10730 E. Briarwood Avenue  
Centennial, CO 80112  
USA  
Phone: 303.730.1950  
Toll Free: 1.888.506.6887  
Fax: 303.730.1966  
nb-customerservice@bio-techne.com

### **Bio-Techne Canada**

21 Canmotor Ave  
Toronto, ON M8Z 4E6  
Canada  
Phone: 905.827.6400  
Toll Free: 855.668.8722  
Fax: 905.827.6402  
canada.inquires@bio-techne.com

### **Bio-Techne Ltd**

19 Barton Lane  
Abingdon Science Park  
Abingdon, OX14 3NB, United Kingdom  
Phone: (44) (0) 1235 529449  
Free Phone: 0800 37 34 15  
Fax: (44) (0) 1235 533420  
info.EMEA@bio-techne.com

### **General Contact Information**

www.novusbio.com  
Technical Support: nb-technical@bio-techne.com  
Orders: nb-customerservice@bio-techne.com  
General: novus@novusbio.com

### **Products Related to NBP3-15134-100ul**

---

HAF007	Goat anti-Mouse IgG Secondary Antibody [HRP]
NB7539	Goat anti-Mouse IgG (H+L) Secondary Antibody [HRP]
NBP1-97005-0.5mg	Mouse IgG1 Isotype Control (MG1)
NBP2-35242-5ug	Recombinant Human CD23/Fc epsilon RII Protein

---

### **Limitations**

This product is for research use only and is not approved for use in humans or in clinical diagnosis. Primary Antibodies are guaranteed for 1 year from date of receipt.

For more information on our 100% guarantee, please visit [www.novusbio.com/guarantee](http://www.novusbio.com/guarantee)

Earn gift cards/discounts by submitting a review: [www.novusbio.com/reviews/submit/NBP3-15134](http://www.novusbio.com/reviews/submit/NBP3-15134)

Earn gift cards/discounts by submitting a publication using this product:  
[www.novusbio.com/publications](http://www.novusbio.com/publications)

