

Product Datasheet

Periostin/OSF-2 Antibody (CL12087) - BSA Free NBP3-15128-100ul

Unit Size: 100 ul

Store at 4C short term. Aliquot and store at -20C long term. Avoid freeze-thaw cycles.

www.novusbio.com



technical@novusbio.com

Protocols, Publications, Related Products, Reviews, Research Tools and Images at:
www.novusbio.com/NBP3-15128

Updated 12/2/2025 v.20.1

Earn rewards for product
reviews and publications.

Submit a publication at www.novusbio.com/publications

Submit a review at www.novusbio.com/reviews/destination/NBP3-15128



NBP3-15128-100ul

Periostin/OSF-2 Antibody (CL12087) - BSA Free

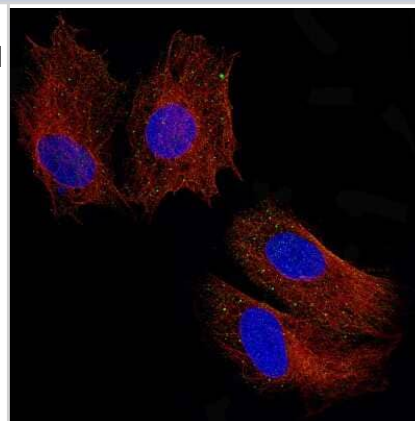
Product Information	
Unit Size	100 ul
Concentration	Concentrations vary lot to lot. See vial label for concentration. If unlisted please contact technical services.
Storage	Store at 4C short term. Aliquot and store at -20C long term. Avoid freeze-thaw cycles.
Clonality	Monoclonal
Clone	CL12087
Preservative	0.02% Sodium Azide
Isotype	IgG2a
Purity	Protein A purified
Buffer	PBS (pH 7.2) and 40% Glycerol

Product Description	
Description	Novus Biologicals Mouse Periostin/OSF-2 Antibody (CL12087) - BSA Free (NBP3-15128) is a monoclonal antibody validated for use in IHC and ICC/IF. All Novus Biologicals antibodies are covered by our 100% guarantee.
Host	Mouse
Gene ID	10631
Gene Symbol	POSTN
Species	Human
Immunogen	This antibody was developed using a synthetic peptide derived from Q15063, with the exact immunogen sequence remaining proprietary.

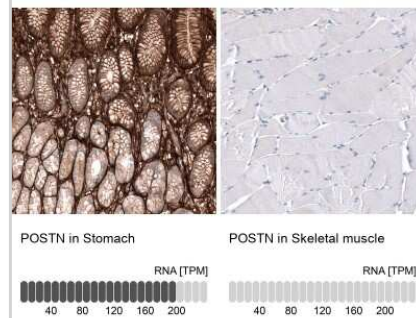
Product Application Details	
Applications	Immunohistochemistry-Paraffin, Immunocytochemistry/ Immunofluorescence, Immunohistochemistry
Recommended Dilutions	Immunohistochemistry 1:200 - 1:500, Immunocytochemistry/ Immunofluorescence 2-10 ug/ml, Immunohistochemistry-Paraffin 1:200 - 1:500
Application Notes	For IHC-Paraffin, HIER pH 6 retrieval is recommended. ICC/IF, PFA/Triton X-100 is recommended for fixation/permeabilization.

Images

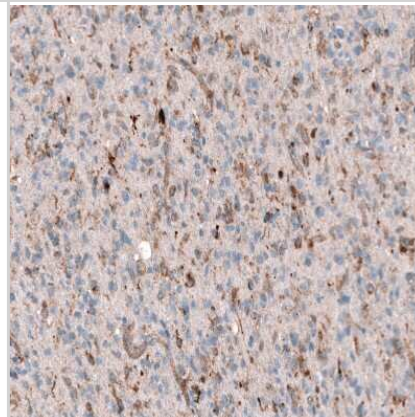
Immunocytochemistry/Immunofluorescence: Periostin/OSF-2 Antibody (CL12087) [NBP3-15128] - Staining of U-138 cells using the Anti-POSTN monoclonal antibody, showing specific staining in vesicles in green. Microtubule- and nuclear probes are visualized in red and blue, respectively.



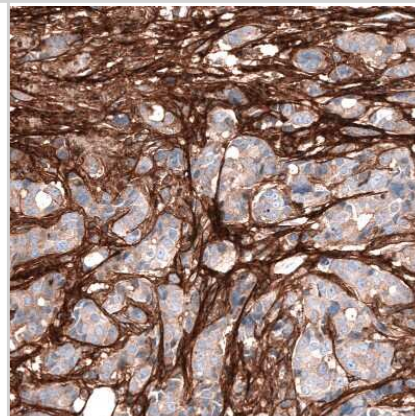
Immunohistochemistry-Paraffin: Periostin/OSF-2 Antibody (CL12087) [NBP3-15128] - Analysis in human stomach and skeletal muscle tissues using NBP3-15128 antibody. Corresponding POSTN RNA-seq data are presented for the same tissues.



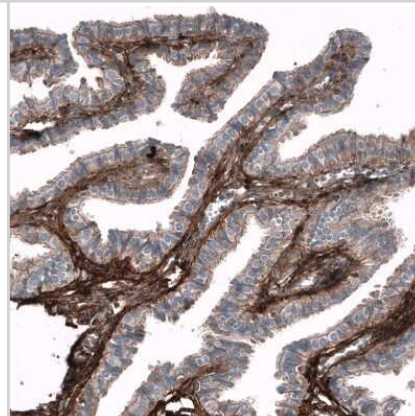
Immunohistochemistry-Paraffin: Periostin/OSF-2 Antibody (CL12087) [NBP3-15128] - Staining of human astrocytoma shows moderate positivity in tumor cells.



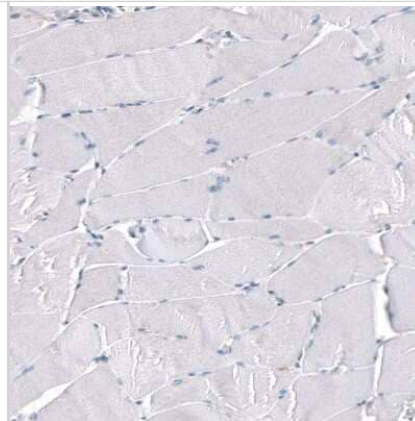
Immunohistochemistry-Paraffin: Periostin/OSF-2 Antibody (CL12087) [NBP3-15128] - Staining of human breast cancer shows strong positivity in extracellular matrix.



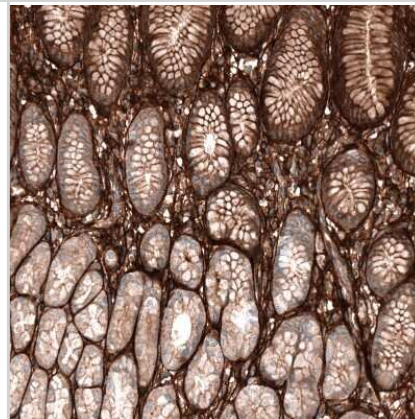
Immunohistochemistry-Paraffin: Periostin/OSF-2 Antibody (CL12087) [NBP3-15128] - Staining of human fallopian tube shows moderate to strong positivity in the extracellular matrix.



Immunohistochemistry-Paraffin: Periostin/OSF-2 Antibody (CL12087) [NBP3-15128] - Staining of human skeletal muscle shows no positivity in myocytes as expected.



Immunohistochemistry-Paraffin: Periostin/OSF-2 Antibody (CL12087) [NBP3-15128] - Staining of human stomach shows strong positivity in extracellular matrix, as well as moderate positivity in glandular cells.





Novus Biologicals USA

10730 E. Briarwood Avenue
Centennial, CO 80112
USA
Phone: 303.730.1950
Toll Free: 1.888.506.6887
Fax: 303.730.1966
nb-customerservice@bio-techne.com

Bio-Techne Canada

21 Canmotor Ave
Toronto, ON M8Z 4E6
Canada
Phone: 905.827.6400
Toll Free: 855.668.8722
Fax: 905.827.6402
canada.inquires@bio-techne.com

Bio-Techne Ltd

19 Barton Lane
Abingdon Science Park
Abingdon, OX14 3NB, United Kingdom
Phone: (44) (0) 1235 529449
Free Phone: 0800 37 34 15
Fax: (44) (0) 1235 533420
info.EMEA@bio-techne.com

General Contact Information

www.novusbio.com
Technical Support: nb-technical@bio-techne.com
Orders: nb-customerservice@bio-techne.com
General: novus@novusbio.com

Products Related to NBP3-15128-100ul

HAF007	Goat anti-Mouse IgG Secondary Antibody [HRP]
NB7539	Goat anti-Mouse IgG (H+L) Secondary Antibody [HRP]
NBP1-96778	Mouse IgG2a Isotype Control (M2A)
NBP1-82472PEP	Periostin/OSF-2 Recombinant Protein Antigen

Limitations

This product is for research use only and is not approved for use in humans or in clinical diagnosis. Primary Antibodies are guaranteed for 1 year from date of receipt.

For more information on our 100% guarantee, please visit www.novusbio.com/guarantee

Earn gift cards/discounts by submitting a review: www.novusbio.com/reviews/submit/NBP3-15128

Earn gift cards/discounts by submitting a publication using this product:
www.novusbio.com/publications

