

# Product Datasheet

## RBFOX3/NeuN Antibody (CL11892) - BSA Free NBP3-15124-100ul

Unit Size: 100 ul

Store at 4C short term. Aliquot and store at -20C long term. Avoid freeze-thaw cycles.

[www.novusbio.com](http://www.novusbio.com)



[technical@novusbio.com](mailto:technical@novusbio.com)

Protocols, Publications, Related Products, Reviews, Research Tools and Images at:  
[www.novusbio.com/NBP3-15124](http://www.novusbio.com/NBP3-15124)

Updated 12/2/2025 v.20.1

Earn rewards for product  
reviews and publications.

Submit a publication at [www.novusbio.com/publications](http://www.novusbio.com/publications)

Submit a review at [www.novusbio.com/reviews/destination/NBP3-15124](http://www.novusbio.com/reviews/destination/NBP3-15124)



**NBP3-15124-100ul**

RBFOX3/NeuN Antibody (CL11892) - BSA Free

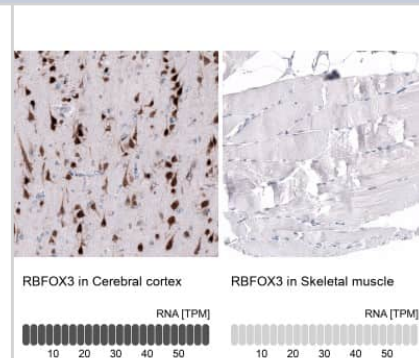
Product Information	
Unit Size	100 ul
Concentration	Concentrations vary lot to lot. See vial label for concentration. If unlisted please contact technical services.
Storage	Store at 4C short term. Aliquot and store at -20C long term. Avoid freeze-thaw cycles.
Clonality	Monoclonal
Clone	CL11892
Preservative	0.02% Sodium Azide
Isotype	IgG2b
Purity	Protein A purified
Buffer	PBS (pH 7.2) and 40% Glycerol

Product Description	
Description	Novus Biologicals Mouse RBFOX3/NeuN Antibody (CL11892) - BSA Free (NBP3-15124) is a monoclonal antibody validated for use in IHC. All Novus Biologicals antibodies are covered by our 100% guarantee.
Host	Mouse
Gene ID	146713
Gene Symbol	RBFOX3
Species	Human, Mouse
Immunogen	This antibody was developed using a synthetic peptide derived from A6NFN3, with the exact immunogen sequence remaining proprietary.

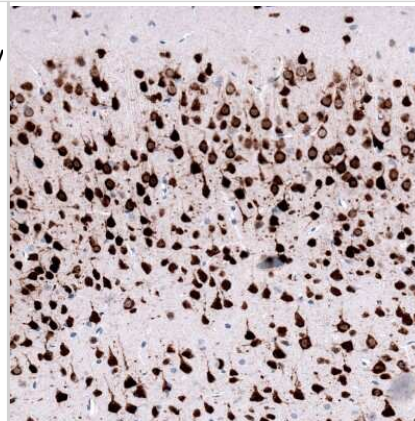
Product Application Details	
Applications	Immunohistochemistry-Paraffin, Immunohistochemistry
Recommended Dilutions	Immunohistochemistry 1:200 - 1:500, Immunohistochemistry-Paraffin 1:200 - 1:500
Application Notes	For IHC-Paraffin, HIER pH 6 retrieval is recommended.

**Images**

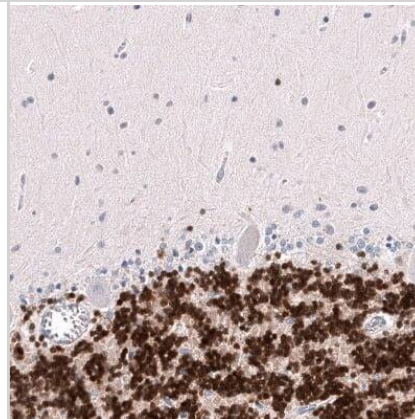
Immunohistochemistry-Paraffin: RBFOX3/NeuN Antibody (CL11892) [NBP3-15124] - Analysis in human cerebral cortex and skeletal muscle tissues using NBP3-15124 antibody. Corresponding RBFOX3 RNA-seq data are presented for the same tissues.



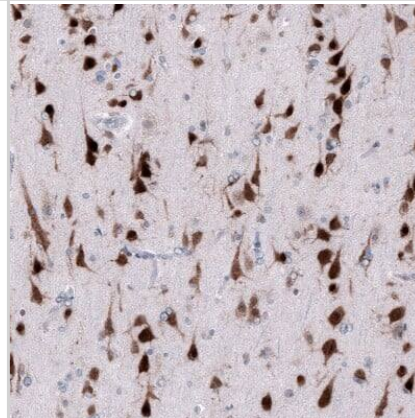
Immunohistochemistry-Paraffin: RBFOX3/NeuN Antibody (CL11892) [NBP3-15124] - Staining of mouse cerebral cortex shows strong positivity in neurons.



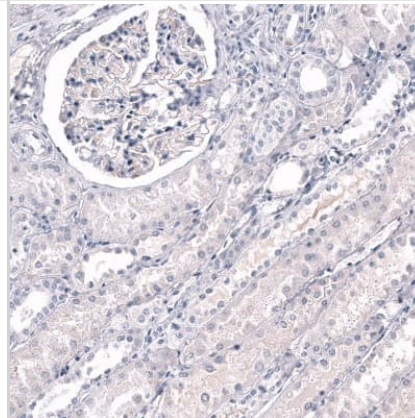
Immunohistochemistry-Paraffin: RBFOX3/NeuN Antibody (CL11892) [NBP3-15124] - Staining of human cerebellum shows strong nuclear positivity in cells in granular layer.



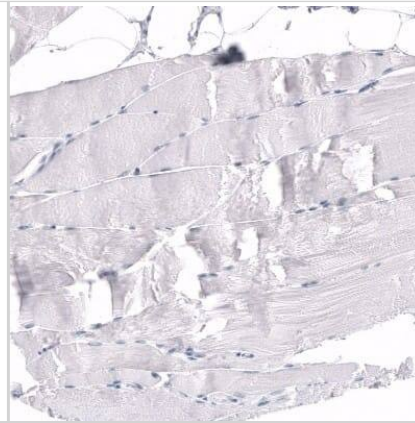
Immunohistochemistry-Paraffin: RBFOX3/NeuN Antibody (CL11892) [NBP3-15124] - Staining of human cerebral cortex shows strong positivity in neurons.



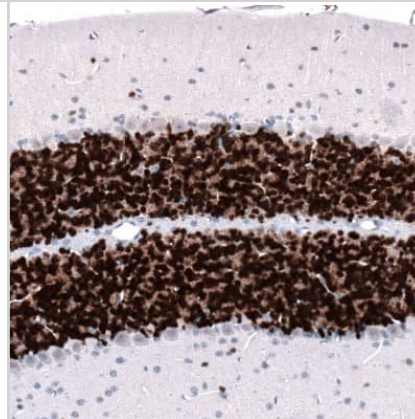
Immunohistochemistry-Paraffin: RBFOX3/NeuN Antibody (CL11892) [NBP3-15124] - Staining of human kidney shows no positivity in cells in tubules as expected.



Immunohistochemistry-Paraffin: RBFOX3/NeuN Antibody (CL11892) [NBP3-15124] - Staining of human skeletal muscle shows no positivity in myocytes as expected.



Immunohistochemistry-Paraffin: RBFOX3/NeuN Antibody (CL11892) [NBP3-15124] - Staining of mouse cerebellum shows strong nuclear positivity in cells in granular layer.





### **Novus Biologicals USA**

10730 E. Briarwood Avenue  
Centennial, CO 80112  
USA  
Phone: 303.730.1950  
Toll Free: 1.888.506.6887  
Fax: 303.730.1966  
nb-customerservice@bio-techne.com

### **Bio-Techne Canada**

21 Canmotor Ave  
Toronto, ON M8Z 4E6  
Canada  
Phone: 905.827.6400  
Toll Free: 855.668.8722  
Fax: 905.827.6402  
canada.inquires@bio-techne.com

### **Bio-Techne Ltd**

19 Barton Lane  
Abingdon Science Park  
Abingdon, OX14 3NB, United Kingdom  
Phone: (44) (0) 1235 529449  
Free Phone: 0800 37 34 15  
Fax: (44) (0) 1235 533420  
info.EMEA@bio-techne.com

### **General Contact Information**

www.novusbio.com  
Technical Support: nb-technical@bio-techne.com  
Orders: nb-customerservice@bio-techne.com  
General: novus@novusbio.com

### **Products Related to NBP3-15124-100ul**

---

HAF007	Goat anti-Mouse IgG Secondary Antibody [HRP]
NB7539	Goat anti-Mouse IgG (H+L) Secondary Antibody [HRP]
NBP2-27231	Mouse IgG2b Isotype Control (MPC-11)
NBP1-77686PEP	RBFOX3/NeuN Antibody Blocking Peptide

---

### **Limitations**

This product is for research use only and is not approved for use in humans or in clinical diagnosis. Primary Antibodies are guaranteed for 1 year from date of receipt.

For more information on our 100% guarantee, please visit [www.novusbio.com/guarantee](http://www.novusbio.com/guarantee)

Earn gift cards/discounts by submitting a review: [www.novusbio.com/reviews/submit/NBP3-15124](http://www.novusbio.com/reviews/submit/NBP3-15124)

Earn gift cards/discounts by submitting a publication using this product:  
[www.novusbio.com/publications](http://www.novusbio.com/publications)

