

# Product Datasheet

## Chromogranin B Antibody (CL11404) - BSA Free NBP3-15119-100ul

Unit Size: 100 ul

Store at 4C short term. Aliquot and store at -20C long term. Avoid freeze-thaw cycles.

[www.novusbio.com](http://www.novusbio.com)



[technical@novusbio.com](mailto:technical@novusbio.com)

Protocols, Publications, Related Products, Reviews, Research Tools and Images at:  
[www.novusbio.com/NBP3-15119](http://www.novusbio.com/NBP3-15119)

Updated 12/2/2025 v.20.1

Earn rewards for product  
reviews and publications.

Submit a publication at [www.novusbio.com/publications](http://www.novusbio.com/publications)

Submit a review at [www.novusbio.com/reviews/destination/NBP3-15119](http://www.novusbio.com/reviews/destination/NBP3-15119)



**NBP3-15119-100ul**

Chromogranin B Antibody (CL11404) - BSA Free

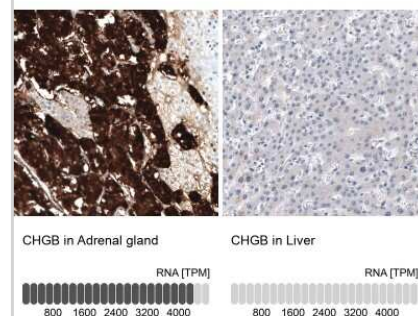
Product Information	
Unit Size	100 ul
Concentration	Concentrations vary lot to lot. See vial label for concentration. If unlisted please contact technical services.
Storage	Store at 4C short term. Aliquot and store at -20C long term. Avoid freeze-thaw cycles.
Clonality	Monoclonal
Clone	CL11404
Preservative	0.02% Sodium Azide
Isotype	IgG1
Purity	Protein A purified
Buffer	PBS (pH 7.2) and 40% Glycerol

Product Description	
Description	Novus Biologicals Mouse Chromogranin B Antibody (CL11404) - BSA Free (NBP3-15119) is a monoclonal antibody validated for use in IHC and ICC/IF. All Novus Biologicals antibodies are covered by our 100% guarantee.
Host	Mouse
Gene ID	1114
Gene Symbol	CHGB
Species	Human
Immunogen	This antibody was developed using a recombinant protein derived from P05060, with the exact immunogen sequence remaining proprietary.

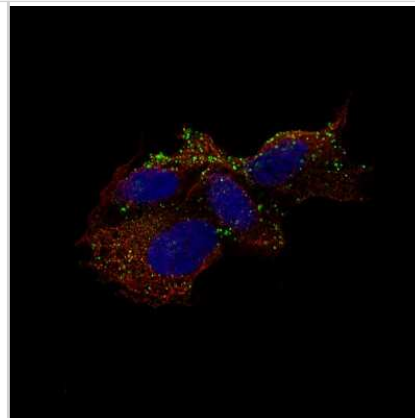
Product Application Details	
Applications	Immunohistochemistry-Paraffin, Immunocytochemistry/ Immunofluorescence, Immunohistochemistry
Recommended Dilutions	Immunohistochemistry 1:200 - 1:500, Immunocytochemistry/ Immunofluorescence 2-10 ug/ml, Immunohistochemistry-Paraffin 1:200 - 1:500
Application Notes	For IHC-Paraffin, HIER pH 6 retrieval is recommended. ICC/IF, PFA/Triton X-100 is recommended for fixation/permeabilization.

**Images**

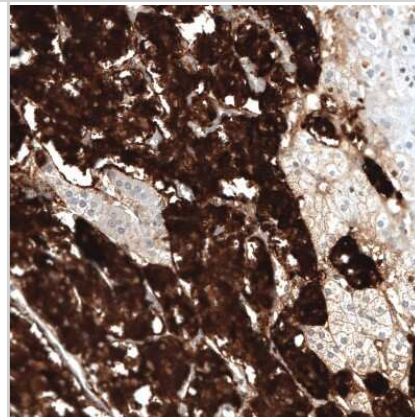
Immunohistochemistry-Paraffin: Chromogranin B Antibody (CL11404) [NBP3-15119] - Analysis in human adrenal gland and liver tissues using NBP3-15119 antibody. Corresponding CHGB RNA-seq data are presented for the same tissues.



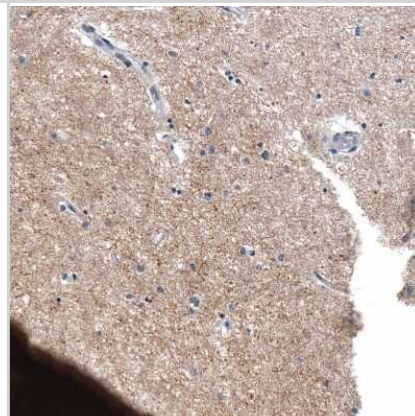
Immunocytochemistry/Immunofluorescence: Chromogranin B Antibody (CL11404) [NBP3-15119] - Staining of SH-SY5Y cells using the Anti-CHGB monoclonal antibody, showing specific staining of vesicles in green. Microtubule- and nuclear probes are visualized in red and blue, respectively.



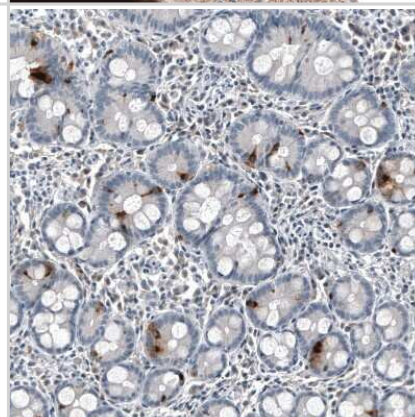
Immunohistochemistry-Paraffin: Chromogranin B Antibody (CL11404) [NBP3-15119] - Staining of human adrenal gland shows strong cytoplasmic positivity in neuroendocrine cells.



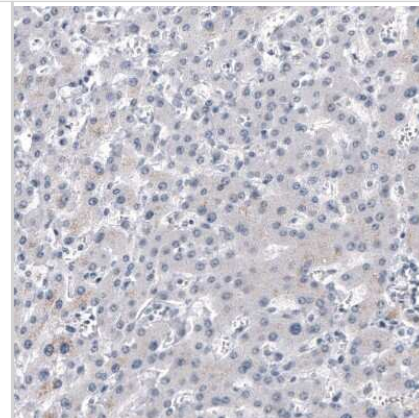
Immunohistochemistry-Paraffin: Chromogranin B Antibody (CL11404) [NBP3-15119] - Staining of human cerebral cortex shows moderate cytoplasmic positivity in neuropil.



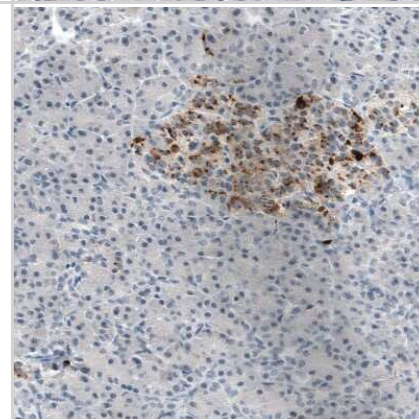
Immunohistochemistry-Paraffin: Chromogranin B Antibody (CL11404) [NBP3-15119] - Staining of human duodenum shows moderate cytoplasmic positivity in glandular cells.



Immunohistochemistry-Paraffin: Chromogranin B Antibody (CL11404) [NBP3-15119] - Staining of human liver shows no positivity in hepatocytes as expected.



Immunohistochemistry-Paraffin: Chromogranin B Antibody (CL11404) [NBP3-15119] - Staining of human pancreas shows moderate cytoplasmic positivity in islets of Langerhans.





### **Novus Biologicals USA**

10730 E. Briarwood Avenue  
Centennial, CO 80112  
USA  
Phone: 303.730.1950  
Toll Free: 1.888.506.6887  
Fax: 303.730.1966  
nb-customerservice@bio-techne.com

### **Bio-Techne Canada**

21 Canmotor Ave  
Toronto, ON M8Z 4E6  
Canada  
Phone: 905.827.6400  
Toll Free: 855.668.8722  
Fax: 905.827.6402  
canada.inquires@bio-techne.com

### **Bio-Techne Ltd**

19 Barton Lane  
Abingdon Science Park  
Abingdon, OX14 3NB, United Kingdom  
Phone: (44) (0) 1235 529449  
Free Phone: 0800 37 34 15  
Fax: (44) (0) 1235 533420  
info.EMEA@bio-techne.com

### **General Contact Information**

www.novusbio.com  
Technical Support: nb-technical@bio-techne.com  
Orders: nb-customerservice@bio-techne.com  
General: novus@novusbio.com

### **Products Related to NBP3-15119-100ul**

---

HAF007	Goat anti-Mouse IgG Secondary Antibody [HRP]
NB7539	Goat anti-Mouse IgG (H+L) Secondary Antibody [HRP]
NBP1-97005-0.5mg	Mouse IgG1 Isotype Control (MG1)
H00001114-P01-10ug	Recombinant Human Chromogranin B GST (N-Term) Protein

---

### **Limitations**

This product is for research use only and is not approved for use in humans or in clinical diagnosis. Primary Antibodies are guaranteed for 1 year from date of receipt.

For more information on our 100% guarantee, please visit [www.novusbio.com/guarantee](http://www.novusbio.com/guarantee)

Earn gift cards/discounts by submitting a review: [www.novusbio.com/reviews/submit/NBP3-15119](http://www.novusbio.com/reviews/submit/NBP3-15119)

Earn gift cards/discounts by submitting a publication using this product:  
[www.novusbio.com/publications](http://www.novusbio.com/publications)

