

Product Datasheet

Doublecortin Antibody (BLR168J) NBP3-14742

Unit Size: 100 ul

Store at 2 - 8 C / 1 year from date of receipt

www.novusbio.com



technical@novusbio.com

Protocols, Publications, Related Products, Reviews, Research Tools and Images at:
www.novusbio.com/NBP3-14742

Updated 2/24/2026 v.20.1

Earn rewards for product
reviews and publications.

Submit a publication at www.novusbio.com/publications

Submit a review at www.novusbio.com/reviews/destination/NBP3-14742



NBP3-14742**Doublecortin Antibody (BLR168J)**

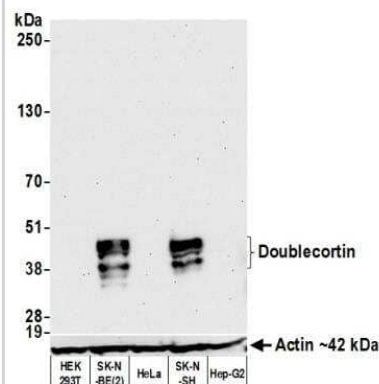
Product Information	
Unit Size	100 ul
Concentration	Please see the vial label for concentration. If unlisted please contact technical services.
Storage	Store at 2 - 8 C / 1 year from date of receipt
Clonality	Monoclonal
Clone	BLR168J
Preservative	0.09% Sodium Azide
Purity	>95%
Buffer	Borate Buffered Saline (BBS) pH 8.2 with 0.1% BSA and

Product Description	
Description	Novus Biologicals Rabbit Doublecortin Antibody (BLR168J) (NBP3-14742) is a recombinant monoclonal antibody validated for use in IHC, WB, ICC/IF and IP. All Novus Biologicals antibodies are covered by our 100% guarantee.
Host	Rabbit
Gene ID	1641
Gene Symbol	DCX
Species	Human, Mouse
Immunogen	between 200 and 250

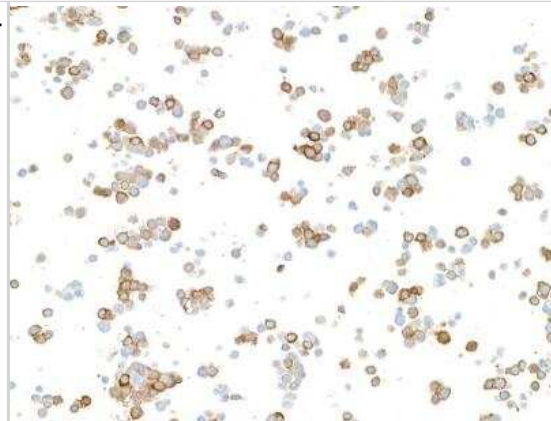
Product Application Details	
Applications	Western Blot, Immunohistochemistry-Paraffin, Immunocytochemistry/ Immunofluorescence, Immunohistochemistry, Immunoprecipitation
Recommended Dilutions	Western Blot 1:1,000, Immunohistochemistry 1:100 to 1:500, Immunocytochemistry/ Immunofluorescence 1:100 to 1:500, Immunoprecipitation 20 µl/1 mg lysate, Immunohistochemistry-Paraffin 1:100 to 1:500
Application Notes	Epitope retrieval with citrate buffer pH6.0 is recommended for FFPE cell sections.

Images

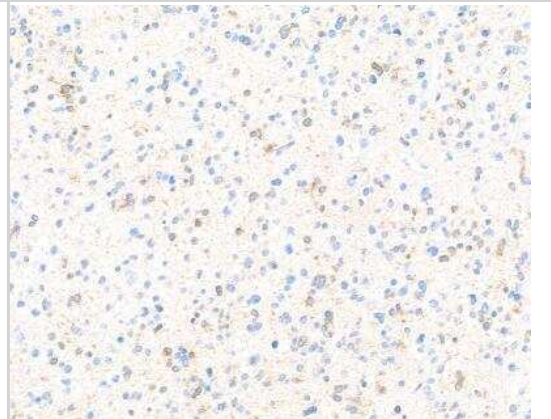
Western Blot: Doublecortin Antibody (BLR168J) [NBP3-14742] - Rabbit anti-Doublecortin recombinant monoclonal antibody. Secondary: HRP-conjugated goat anti-rabbit IgG. used at 1:1000. Secondary: HRP-conjugated goat anti-rabbit IgG. chemiluminescence with an exposure time of 30 seconds.



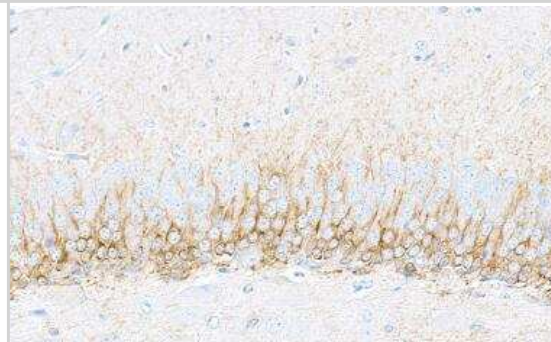
Immunocytochemistry: Doublecortin Antibody (BLR168J) [NBP3-14742] - Rabbit anti-Doublecortin recombinant monoclonal antibody. Secondary: HRP-conjugated goat anti-rabbit IgG Substrate DAB



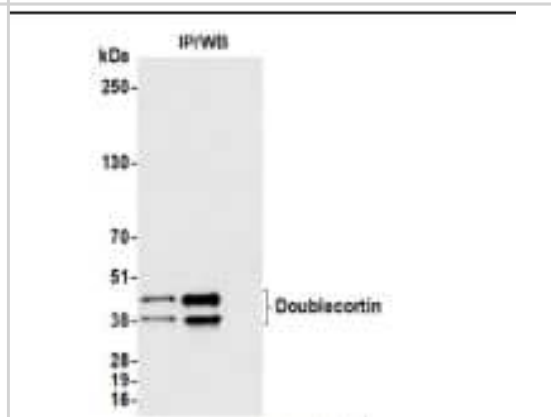
Immunohistochemistry-Paraffin: Doublecortin Antibody (BLR168J) [NBP3-14742] - Rabbit anti-Doublecortin recombinant monoclonal antibody. Secondary: HRP-conjugated goat anti-rabbit IgG. Substrate DAB



Immunohistochemistry-Paraffin: Doublecortin Antibody (BLR168J) [NBP3-14742] - Rabbit anti-Doublecortin recombinant monoclonal antibody. Secondary: HRP-conjugated goat anti-rabbit IgG. Substrate DAB



Immunoprecipitation- Doublecortin Antibody (BLR168J)-NBP3-14742- Whole cell lysate (1.0 mg per IP reaction; 20% of IP loaded) from SK-N-BE(2) cells prepared using NETN lysis buffer. Antibodies: Rabbit antiDoublecortin recombinant monoclonal antibody [BLR168J] used for IP at 20 ul/mg lysate. Doublecortin was also immunoprecipitated by a second antibody against a different epitope of Doublecortin (BL-1974A-2B1). For blotting immunoprecipitated Doublecortin was used at 1:1000. Chemiluminescence with an exposure time of 10 seconds.





Novus Biologicals USA

10730 E. Briarwood Avenue
Centennial, CO 80112
USA
Phone: 303.730.1950
Toll Free: 1.888.506.6887
Fax: 303.730.1966
nb-customerservice@bio-techne.com

Bio-Techne Canada

21 Canmotor Ave
Toronto, ON M8Z 4E6
Canada
Phone: 905.827.6400
Toll Free: 855.668.8722
Fax: 905.827.6402
canada.inquires@bio-techne.com

Bio-Techne Ltd

19 Barton Lane
Abingdon Science Park
Abingdon, OX14 3NB, United Kingdom
Phone: (44) (0) 1235 529449
Free Phone: 0800 37 34 15
Fax: (44) (0) 1235 533420
info.EMEA@bio-techne.com

General Contact Information

www.novusbio.com
Technical Support: nb-technical@bio-techne.com
Orders: nb-customerservice@bio-techne.com
General: novus@novusbio.com

Products Related to NBP3-14742

NBP2-33376H	Blue Marker Antibody (6F4-F6) [HRP]
HAF008	Goat anti-Rabbit IgG Secondary Antibody [HRP]
NB7160	Goat anti-Rabbit IgG (H+L) Secondary Antibody [HRP]
H00001641-P01-10ug	Recombinant Human Doublecortin GST (N-Term) Protein

Limitations

This product is for research use only and is not approved for use in humans or in clinical diagnosis. Primary Antibodies are guaranteed for 1 year from date of receipt.

For more information on our 100% guarantee, please visit www.novusbio.com/guarantee

Earn gift cards/discounts by submitting a review: www.novusbio.com/reviews/submit/NBP3-14742

Earn gift cards/discounts by submitting a publication using this product:
www.novusbio.com/publications

