

Product Datasheet

Fc gamma RIIB/CD16b Antibody (BLR163J) NBP3-14737

Unit Size: 100 ul

Store at 2 - 8 C / 1 year from date of receipt

www.novusbio.com



technical@novusbio.com

Protocols, Publications, Related Products, Reviews, Research Tools and Images at:
www.novusbio.com/NBP3-14737

Updated 2/24/2026 v.20.1

Earn rewards for product
reviews and publications.

Submit a publication at www.novusbio.com/publications

Submit a review at www.novusbio.com/reviews/destination/NBP3-14737



NBP3-14737

Fc gamma RIIIB/CD16b Antibody (BLR163J)

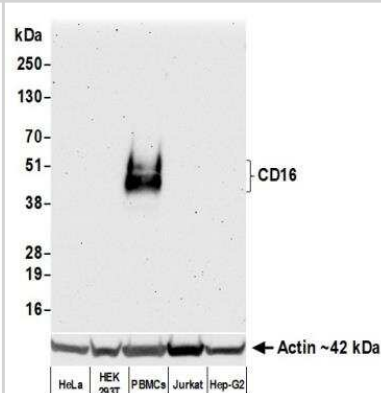
Product Information	
Unit Size	100 ul
Concentration	Please see the vial label for concentration. If unlisted please contact technical services.
Storage	Store at 2 - 8 C / 1 year from date of receipt
Clonality	Monoclonal
Clone	BLR163J
Preservative	0.09% Sodium Azide
Purity	>95%
Buffer	Borate Buffered Saline (BBS) pH 8.2 with 0.1% BSA and

Product Description	
Description	Novus Biologicals Rabbit Fc gamma RIIIB/CD16b Antibody (BLR163J) (NBP3-14737) is a recombinant monoclonal antibody validated for use in Multiplex Immunofluorescence, IHC, WB and ICC/IF. All Novus Biologicals antibodies are covered by our 100% guarantee.
Host	Rabbit
Gene ID	2215
Gene Symbol	FCGR3B
Species	Human
Immunogen	residues 21-201 (ECD)

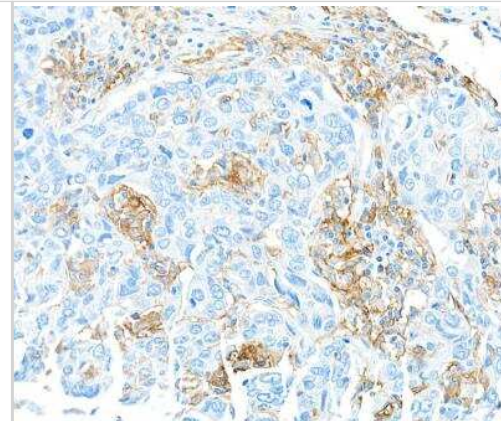
Product Application Details	
Applications	Western Blot, Immunohistochemistry-Paraffin, Immunocytochemistry/ Immunofluorescence, Immunohistochemistry, Multiplex Immunofluorescence
Recommended Dilutions	Western Blot 1:1,000, Immunohistochemistry 1:100 to 1:500, Immunocytochemistry/ Immunofluorescence 1:100 to 1:500, Immunohistochemistry-Paraffin 1:100 to 1:500, Multiplex Immunofluorescence
Application Notes	Epitope retrieval with citrate buffer pH6.0 is recommended for FFPE cell sections.

Images

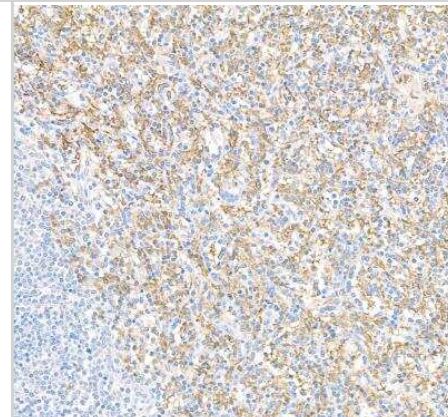
Western Blot: Fc gamma RIIIB/CD16b Antibody (BLR163J) [NBP3-14737] - Whole cell lysate (50 ug) from HeLa, HEK293T, PBMCs, Jurkat, and Hep-G2 cells prepared using NETN lysis buffer. Rabbit anti-CD16 recombinant monoclonal antibody used at 1:1000. HRP-conjugated goat anti-rabbit IgG. Chemiluminescence with an exposure time of 75 seconds. Lower Panel: Rabbit anti-Actin recombinant monoclonal antibody.



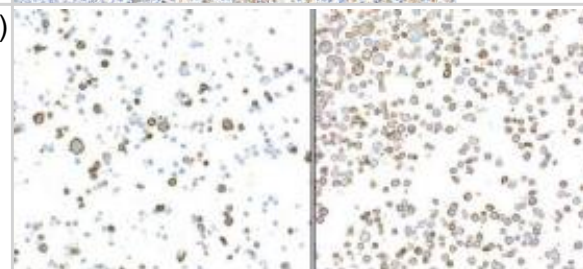
Immunohistochemistry: Fc gamma RIIB/CD16b Antibody (BLR163J) [NBP3-14737] - Rabbit anti-CD16 recombinant monoclonal antibody. HRP-conjugated goat anti-rabbit IgG.



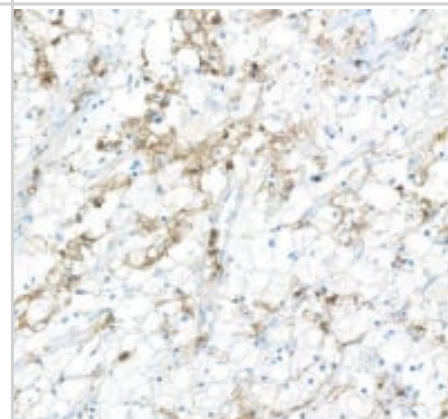
Immunohistochemistry: Fc gamma RIIB/CD16b Antibody (BLR163J) [NBP3-14737] - Rabbit anti-CD16 recombinant monoclonal antibody. HRP-conjugated goat anti-rabbit IgG.



Detection of human CD16 in FFPE CD16A transfected HEKES cells (left) and CD16B transfected HEKES cells (right) by immunocytochemistry. Antibody: Rabbit antiCD16A recombinant monoclonal antibody [BLR163J] Secondary: HRP-conjugated goat antirabbit IgG Substrate: DAB.



Detection of human CD16 in FFPE renal cell carcinoma by immunohistochemistry. Antibody: Rabbit anti-CD16A recombinant monoclonal antibody [BLR163J] Secondary: HRP-conjugated goat anti-rabbit IgG Substrate: DAB.





Novus Biologicals USA

10730 E. Briarwood Avenue
Centennial, CO 80112
USA
Phone: 303.730.1950
Toll Free: 1.888.506.6887
Fax: 303.730.1966
nb-customerservice@bio-techne.com

Bio-Techne Canada

21 Canmotor Ave
Toronto, ON M8Z 4E6
Canada
Phone: 905.827.6400
Toll Free: 855.668.8722
Fax: 905.827.6402
canada.inquires@bio-techne.com

Bio-Techne Ltd

19 Barton Lane
Abingdon Science Park
Abingdon, OX14 3NB, United Kingdom
Phone: (44) (0) 1235 529449
Free Phone: 0800 37 34 15
Fax: (44) (0) 1235 533420
info.EMEA@bio-techne.com

General Contact Information

www.novusbio.com
Technical Support: nb-technical@bio-techne.com
Orders: nb-customerservice@bio-techne.com
General: novus@novusbio.com

Products Related to NBP3-14737

NBP2-33376H	Blue Marker Antibody (6F4-F6) [HRP]
HAF008	Goat anti-Rabbit IgG Secondary Antibody [HRP]
NB7160	Goat anti-Rabbit IgG (H+L) Secondary Antibody [HRP]
NBP2-61175-50ug	Recombinant Human Fc gamma RIIB/CD16b His Protein

Limitations

This product is for research use only and is not approved for use in humans or in clinical diagnosis. Primary Antibodies are guaranteed for 1 year from date of receipt.

For more information on our 100% guarantee, please visit www.novusbio.com/guarantee

Earn gift cards/discounts by submitting a review: www.novusbio.com/reviews/submit/NBP3-14737

Earn gift cards/discounts by submitting a publication using this product:
www.novusbio.com/publications

