Product Datasheet

CD19 Antibody (BLR137H) - BSA Free
NBP3-14717

Unit Size: 100 ul

Store at 2 - 8 C / 1 year from date of receipt

www.novusbio.com technical@novusbio.com

Protocols, Publications, Related Products, Reviews, Research Tools and Images at:
www.novusbio.com/NBP3-14717

Updated 2/24/2026 v.20.1

Earn rewards for product reviews and publications.
Submit a publication at www.novusbio.com/publications
Submit a review at www.novusbio.com/reviews/destination/NBP3-14717

NBP3-14717

CD19 Antibody (BLR137H) - BSA Free

Product Information	
Unit Size	100 ul
Concentration	Please see the vial label for concentration. If unlisted please contact technical services.
Storage	Store at 2 - 8 C / 1 year from date of receipt
Clonality	Monoclonal
Clone	BLR137H
Preservative	0.09% Sodium Azide
Purity	>95%
Buffer	Borate Buffered Saline (BBS) pH 8.2 with , BSA Free

Product Description	
Description	Novus Biologicals Rabbit CD19 Antibody (BLR137H) - BSA Free (NBP3-14717) is a recombinant monoclonal antibody validated for use in Multiplex Immunofluorescence, IHC, WB and ICC/IF. All Novus Biologicals antibodies are covered by our 100% guarantee.
Host	Rabbit
Gene ID	930
Gene Symbol	CD19
Species	Human
Immunogen	residues 21-291 (ECD)

Product Application Details	
Applications	Western Blot, Immunohistochemistry-Paraffin, Immunocytochemistry/ Immunofluorescence, Immunohistochemistry, Multiplex Immunofluorescence
Recommended Dilutions	Western Blot 1:1000, Immunohistochemistry 1:100 - 1:500, Immunocytochemistry/ Immunofluorescence 1:100 - 1:500, Immunohistochemistry-Paraffin 1:100 - 1:500, Multiplex Immunofluorescence
Application Notes	Epitope retrieval with citrate buffer pH6.0 is recommended for FFPE tissue sections.

Images

Western Blot: CD19 Antibody (BLR137H) [NBP3-14717] - Whole cell lysate (10 ug) from Ramos, HeLa, HEK293T, Raji, Hep-G2, MCF-7, Jurkat, and Daudi cells prepared using NETN lysis buffer. Antibody: Rabbit anti-CD19 recombinant monoclonal antibody [BLR137H] used at 1:1000. Secondary: HRP-conjugated goat anti-rabbit IgG. Chemiluminescence with an exposure time of 30 seconds. Lower Panel: Rabbit anti-COPB2 antibody.	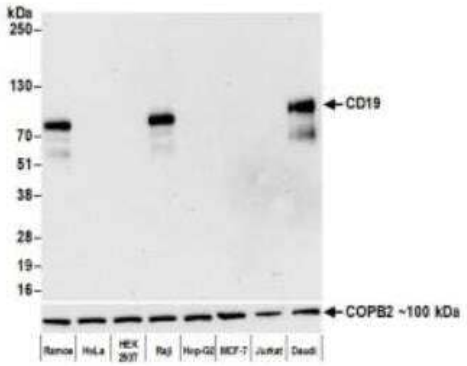
Immunocytochemistry/Immunofluorescence: CD19 Antibody (BLR137H) [NBP3-14717] - Rabbit anti-CD19 recombinant monoclonal antibody [BLR137H.]Secondary: HRP-conjugated goat anti-rabbit IgG. Substrate: DAB.	
Immunohistochemistry-Paraffin: CD19 Antibody (BLR137H) [NBP3-14717] - Rabbit anti-CD19 recombinant monoclonal antibody [BLR137H]. Secondary: HRP-conjugated goat anti-rabbit IgG. Substrate: DAB.	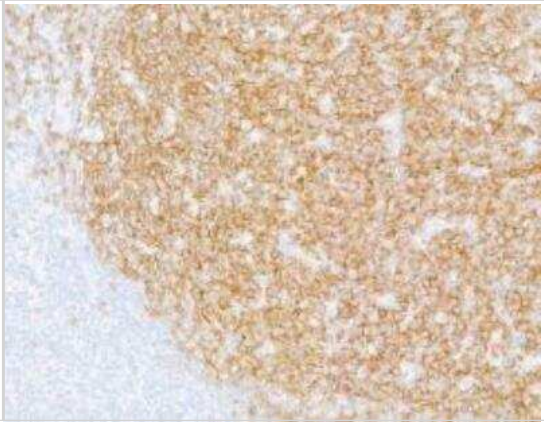

Novus Biologicals USA
10730 E. Briarwood Avenue
Centennial, CO 80112
USA
Phone: 303.730.1950
Toll Free: 1.888.506.6887
Fax: 303.730.1966
nb-customerservice@bio-techne.com

Bio-Techne Canada
21 Canmotor Ave
Toronto, ON M8Z 4E6
Canada
Phone: 905.827.6400
Toll Free: 855.668.8722
Fax: 905.827.6402
canada.inquires@bio-techne.com

Bio-Techne Ltd
19 Barton Lane
Abingdon Science Park
Abingdon, OX14 3NB, United Kingdom
Phone: (44) (0) 1235 529449
Free Phone: 0800 37 34 15
Fax: (44) (0) 1235 533420
info.EMEA@bio-techne.com

General Contact Information
www.novusbio.com
Technical Support: nb-technical@bio-techne.com
Orders: nb-customerservice@bio-techne.com
General: novus@novusbio.com

Products Related to NBP3-14717

NBP2-33376H	Blue Marker Antibody (6F4-F6) [HRP]
HAF008	Goat anti-Rabbit IgG Secondary Antibody [HRP]
NB7160	Goat anti-Rabbit IgG (H+L) Secondary Antibody [HRP]
H00000930-P01-10ug	Recombinant Human CD19 GST (N-Term) Protein

Limitations
This product is for research use only and is not approved for use in humans or in clinical diagnosis. Primary Antibodies are guaranteed for 1 year from date of receipt.

For more information on our 100% guarantee, please visit www.novusbio.com/guarantee

Earn gift cards/discounts by submitting a review: www.novusbio.com/reviews/submit/NBP3-14717

Earn gift cards/discounts by submitting a publication using this product: www.novusbio.com/publications