

# Product Datasheet

## CD31/PECAM-1 Antibody (BLR127H) NBP3-14710

Unit Size: 100 ul

Store at 2 - 8 C / 1 year from date of receipt

[www.novusbio.com](http://www.novusbio.com)



[technical@novusbio.com](mailto:technical@novusbio.com)

Protocols, Publications, Related Products, Reviews, Research Tools and Images at:  
[www.novusbio.com/NBP3-14710](http://www.novusbio.com/NBP3-14710)

Updated 2/24/2026 v.20.1

Earn rewards for product  
reviews and publications.

Submit a publication at [www.novusbio.com/publications](http://www.novusbio.com/publications)

Submit a review at [www.novusbio.com/reviews/destination/NBP3-14710](http://www.novusbio.com/reviews/destination/NBP3-14710)



**NBP3-14710****CD31/PECAM-1 Antibody (BLR127H)**

<b>Product Information</b>	
<b>Unit Size</b>	100 ul
<b>Concentration</b>	Please see the vial label for concentration. If unlisted please contact technical services.
<b>Storage</b>	Store at 2 - 8 C / 1 year from date of receipt
<b>Clonality</b>	Monoclonal
<b>Clone</b>	BLR127H
<b>Preservative</b>	0.09% Sodium Azide
<b>Purity</b>	>95%
<b>Buffer</b>	Borate Buffered Saline (BBS) pH 8.2 with , BSA Free

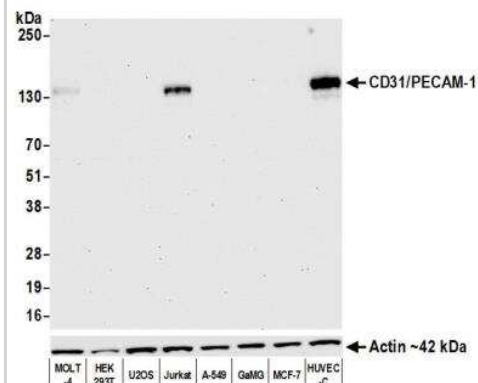
<b>Product Description</b>	
<b>Description</b>	Novus Biologicals Rabbit CD31/PECAM-1 Antibody (BLR127H) (NBP3-14710) is a recombinant monoclonal antibody validated for use in Multiplex Immunofluorescence, IHC, WB, Flow, ICC/IF and IP. All Novus Biologicals antibodies are covered by our 100% guarantee.
<b>Host</b>	Rabbit
<b>Gene ID</b>	5175
<b>Gene Symbol</b>	PECAM1
<b>Species</b>	Human
<b>Immunogen</b>	residues 28-601 (ECD)

<b>Product Application Details</b>	
<b>Applications</b>	Western Blot, Immunohistochemistry-Paraffin, Flow Cytometry, Immunocytochemistry/ Immunofluorescence, Immunohistochemistry, Immunoprecipitation, Multiplex Immunofluorescence
<b>Recommended Dilutions</b>	Western Blot 1:1,000, Flow Cytometry 1 µl per 1 x 10 <sup>6</sup> cells., Immunohistochemistry 1:100 to 1:500, Immunocytochemistry/ Immunofluorescence 1:100 to 1:500, Immunoprecipitation 6 µl/1 mg lysate, Immunohistochemistry-Paraffin 1:100 to 1:500, Multiplex Immunofluorescence
<b>Application Notes</b>	0. Epitope retrieval with citrate buffer pH6.0 is recommended for FFPE cell sections.



## Images

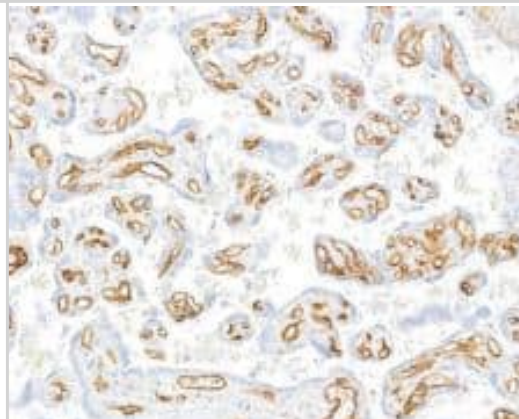
**Western Blot: CD31/PECAM-1 Antibody (BLR127H) [NBP3-14710] -** Whole cell lysate (10 ug) from MOLT-4, HEK293T, U2OS, Jurkat, A-549, GaMG, MCF-7, and HUVEC-C cells prepared using NETN lysis buffer. Rabbit anti-CD31/PECAM-1 recombinant monoclonal antibody used at 1:1000. HRP-conjugated goat anti-rabbit IgG. Chemiluminescence with an exposure time of 30 seconds.



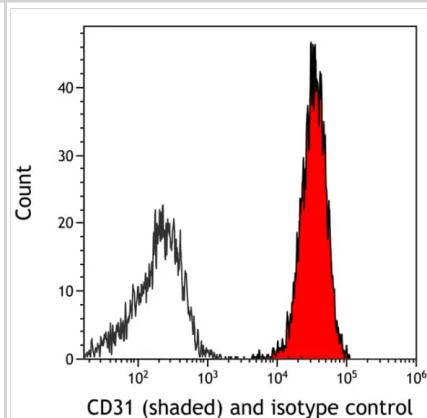
**Immunohistochemistry: CD31/PECAM-1 Antibody (BLR127H) [NBP3-14710] -** Rabbit anti- CD31/PECAM-1 recombinant monoclonal antibody. HRP-conjugated goat anti-rabbit IgG.



**Immunohistochemistry-Paraffin: CD31/PECAM-1 Antibody (BLR127H) [NBP3-14710] -:** Rabbit antiCD31/PECAM-1 recombinant monoclonal antibody [BLR127H]. Secondary: HRP-conjugated goat anti-rabbit IgG. Substrate: DAB.



**Rabbit anti-CD31 recombinant monoclonal [BLR127H] or isotype control (unshaded). Secondary: DyLight® 488-conjugated goat anti-rabbit IgG.**





### **Novus Biologicals USA**

10730 E. Briarwood Avenue  
Centennial, CO 80112  
USA  
Phone: 303.730.1950  
Toll Free: 1.888.506.6887  
Fax: 303.730.1966  
nb-customerservice@bio-techne.com

### **Bio-Techne Canada**

21 Canmotor Ave  
Toronto, ON M8Z 4E6  
Canada  
Phone: 905.827.6400  
Toll Free: 855.668.8722  
Fax: 905.827.6402  
canada.inquires@bio-techne.com

### **Bio-Techne Ltd**

19 Barton Lane  
Abingdon Science Park  
Abingdon, OX14 3NB, United Kingdom  
Phone: (44) (0) 1235 529449  
Free Phone: 0800 37 34 15  
Fax: (44) (0) 1235 533420  
info.EMEA@bio-techne.com

### **General Contact Information**

www.novusbio.com  
Technical Support: nb-technical@bio-techne.com  
Orders: nb-customerservice@bio-techne.com  
General: novus@novusbio.com

### **Products Related to NBP3-14710**

---

NBP2-33376H	Blue Marker Antibody (6F4-F6) [HRP]
HAF008	Goat anti-Rabbit IgG Secondary Antibody [HRP]
NB7160	Goat anti-Rabbit IgG (H+L) Secondary Antibody [HRP]
NBP2-54655PEP	CD31/PECAM-1 Recombinant Protein Antigen

---

### **Limitations**

This product is for research use only and is not approved for use in humans or in clinical diagnosis. Primary Antibodies are guaranteed for 1 year from date of receipt.

For more information on our 100% guarantee, please visit [www.novusbio.com/guarantee](http://www.novusbio.com/guarantee)

Earn gift cards/discounts by submitting a review: [www.novusbio.com/reviews/submit/NBP3-14710](http://www.novusbio.com/reviews/submit/NBP3-14710)

Earn gift cards/discounts by submitting a publication using this product:  
[www.novusbio.com/publications](http://www.novusbio.com/publications)

