

Product Datasheet

Brg1 Antibody (BLR106H) NBP3-14696

Unit Size: 100 ul

Store at 2 - 8 C / 1 year from date of receipt

www.novusbio.com



technical@novusbio.com

Protocols, Publications, Related Products, Reviews, Research Tools and Images at:
www.novusbio.com/NBP3-14696

Updated 2/24/2026 v.20.1

Earn rewards for product
reviews and publications.

Submit a publication at www.novusbio.com/publications

Submit a review at www.novusbio.com/reviews/destination/NBP3-14696



NBP3-14696

Brg1 Antibody (BLR106H)

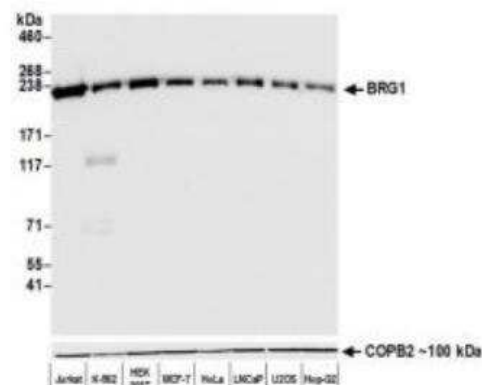
Product Information	
Unit Size	100 ul
Concentration	Please see the vial label for concentration. If unlisted please contact technical services.
Storage	Store at 2 - 8 C / 1 year from date of receipt
Clonality	Monoclonal
Clone	BLR106H
Preservative	0.09% Sodium Azide
Purity	>95%
Buffer	Borate Buffered Saline (BBS) pH 8.2 with 0.1% BSA and

Product Description	
Description	Novus Biologicals Rabbit Brg1 Antibody (BLR106H) (NBP3-14696) is a recombinant monoclonal antibody validated for use in IHC, WB, Flow, ICC/IF and IP. All Novus Biologicals antibodies are covered by our 100% guarantee.
Host	Rabbit
Gene ID	6597
Gene Symbol	SMARCA4
Species	Human, Mouse
Immunogen	between 75 and 125

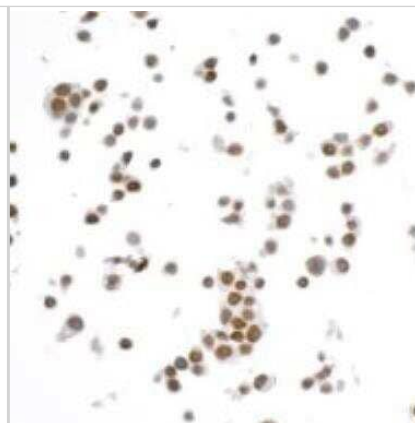
Product Application Details	
Applications	Western Blot, Immunohistochemistry-Paraffin, Flow Cytometry, Immunocytochemistry/ Immunofluorescence, Immunohistochemistry, Immunoprecipitation
Recommended Dilutions	Western Blot 1:1000, Flow Cytometry, Immunohistochemistry 1:100-1:500, Immunocytochemistry/ Immunofluorescence 1:100-1:500, Immunoprecipitation 20 ul/1mg lysate, Immunohistochemistry-Paraffin 1:100-1:500
Application Notes	Epitope retrieval with citrate buffer pH6.0 is recommended for FFPE cell sections.

Images

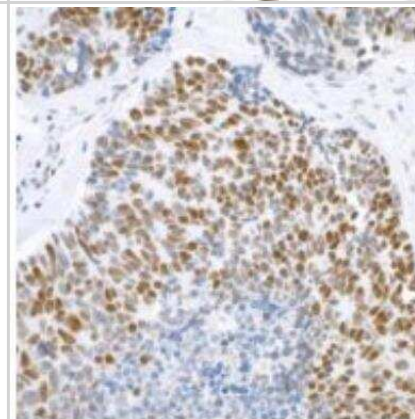
Western Blot: Brg1 Antibody (BLR106H) [NBP3-14696] - Whole cell lysate (50 ug) from Jurkat, K-562, HEK293T, MCF-7, HeLa, LNCaP, U2OS, and Hep-G2 cells prepared using NETN lysis buffer. Antibody: Rabbit anti-BRG1 recombinant monoclonal antibody [BLR106H] used at 1:1000. Secondary: HRP-conjugated goat anti-rabbit IgG. Chemiluminescence with an exposure time of 30 seconds. Lower Panel: Rabbit antiCOPB2 antibody.



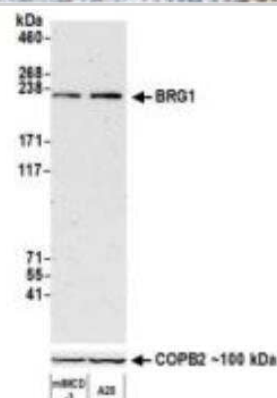
Immunocytochemistry/Immunofluorescence: Brg1 Antibody (BLR106H) [NBP3-14696] - Rabbit anti-BRG1 recombinant monoclonal antibody [BLR106H]. Secondary: HRPconjugated goat anti-rabbit IgG. Substrate: DAB.



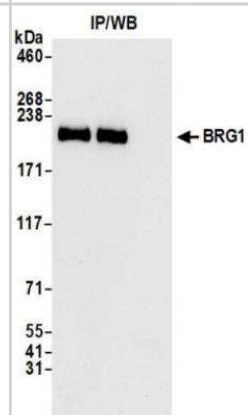
Immunohistochemistry-Paraffin: Brg1 Antibody (BLR106H) [NBP3-14696] - Antibody: Rabbit anti-BRG1 recombinant monoclonal antibody [BLR106H] Secondary: HRPconjugated goat anti-rabbit IgG. Substrate: DAB.



Western Blot: Brg1 Antibody (BLR106H) [NBP3-14696] - Whole cell lysate (50 ug) from mIMCD-3 and A20 cells prepared using NETN lysis buffer. Antibody: Rabbit anti-BRG1 recombinant monoclonal antibody [BLR106H] used at 1:1000. Secondary: HRP-conjugated goat anti-rabbit IgG. Chemiluminescence with an exposure time of 3 minutes. Lower Panel: Rabbit antiCOPB2 antibody.



Immunoprecipitation: Brg1 Antibody [NBP3-14696] - Whole cell lysate (1.0 mg per IP reaction; 20% of IP loaded) from HeLa cells prepared using NETN lysis buffer. Antibodies: Rabbit anti-BRG1 recombinant monoclonal antibody used for IP at 20 ul/mg lysate. BRG1 was also immunoprecipitated by rabbit anti-BRG1 antibody. For blotting immunoprecipitated BRG1, was used at 1:1000. Chemiluminescence with an exposure time of 3 seconds.





Novus Biologicals USA

10730 E. Briarwood Avenue
Centennial, CO 80112
USA
Phone: 303.730.1950
Toll Free: 1.888.506.6887
Fax: 303.730.1966
nb-customerservice@bio-techne.com

Bio-Techne Canada

21 Canmotor Ave
Toronto, ON M8Z 4E6
Canada
Phone: 905.827.6400
Toll Free: 855.668.8722
Fax: 905.827.6402
canada.inquires@bio-techne.com

Bio-Techne Ltd

19 Barton Lane
Abingdon Science Park
Abingdon, OX14 3NB, United Kingdom
Phone: (44) (0) 1235 529449
Free Phone: 0800 37 34 15
Fax: (44) (0) 1235 533420
info.EMEA@bio-techne.com

General Contact Information

www.novusbio.com
Technical Support: nb-technical@bio-techne.com
Orders: nb-customerservice@bio-techne.com
General: novus@novusbio.com

Products Related to NBP3-14696

NBP2-33376H	Blue Marker Antibody (6F4-F6) [HRP]
HAF008	Goat anti-Rabbit IgG Secondary Antibody [HRP]
NB7160	Goat anti-Rabbit IgG (H+L) Secondary Antibody [HRP]
NBP2-51811-0.1mg	Recombinant Human Brg1 His Protein

Limitations

This product is for research use only and is not approved for use in humans or in clinical diagnosis. Primary Antibodies are guaranteed for 1 year from date of receipt.

For more information on our 100% guarantee, please visit www.novusbio.com/guarantee

Earn gift cards/discounts by submitting a review: www.novusbio.com/reviews/submit/NBP3-14696

Earn gift cards/discounts by submitting a publication using this product:
www.novusbio.com/publications

