

Product Datasheet

CD96 Antibody (BLR065G)

NBP3-14682

Unit Size: 100 ul

Store at 2 - 8 C / 1 year from date of receipt

www.novusbio.com



technical@novusbio.com

Protocols, Publications, Related Products, Reviews, Research Tools and Images at:
www.novusbio.com/NBP3-14682

Updated 2/24/2026 v.20.1

Earn rewards for product
reviews and publications.

Submit a publication at www.novusbio.com/publications

Submit a review at www.novusbio.com/reviews/destination/NBP3-14682



NBP3-14682

CD96 Antibody (BLR065G)

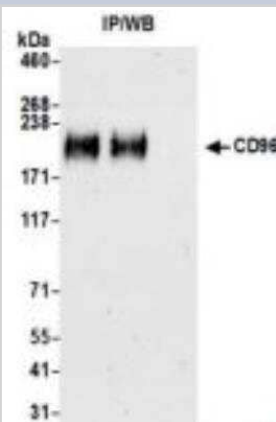
Product Information	
Unit Size	100 ul
Concentration	Please see the vial label for concentration. If unlisted please contact technical services.
Storage	Store at 2 - 8 C / 1 year from date of receipt
Clonality	Monoclonal
Clone	BLR065G
Preservative	0.09% Sodium Azide
Purity	>95%
Buffer	Borate Buffered Saline (BBS) pH 8.2 with , BSA Free

Product Description	
Description	Novus Biologicals Rabbit CD96 Antibody (BLR065G) (NBP3-14682) is a recombinant monoclonal antibody validated for use in IHC, WB, ICC/IF and IP. All Novus Biologicals antibodies are covered by our 100% guarantee.
Host	Rabbit
Gene ID	10225
Gene Symbol	CD96
Species	Human
Immunogen	residues 29-502 (ECD)

Product Application Details	
Applications	Western Blot, Immunohistochemistry-Paraffin, Immunocytochemistry/ Immunofluorescence, Immunohistochemistry, Immunoprecipitation
Recommended Dilutions	Western Blot 1:1000, Immunohistochemistry 1:100 to 1:500, Immunocytochemistry/ Immunofluorescence 1:100 to 1:500, Immunoprecipitation 6 µl/1 mg lysate, Immunohistochemistry-Paraffin 1:100 to 1:500
Application Notes	Epitope retrieval with citrate buffer pH6.0 is recommended for FFPE cell sections.

Images

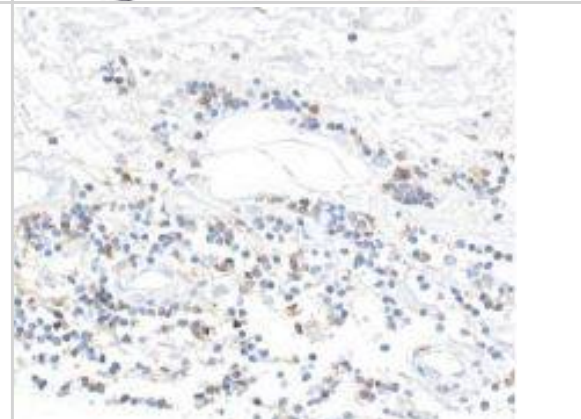
Immunoprecipitation: CD96 Antibody [NBP3-14682] - Whole cell lysate (1.0 mg per IP reaction; 20% of IP loaded) from MOLT-4 cells prepared using NETN lysis buffer. Antibodies: Rabbit antiCD96 recombinant monoclonal antibody used for IP at 6 ul per reaction. CD96 was also immunoprecipitated by a previous lot of this antibody. For blotting immunoprecipitated CD96, was used at 1:1000. Chemiluminescence with an exposure time of 75 seconds.



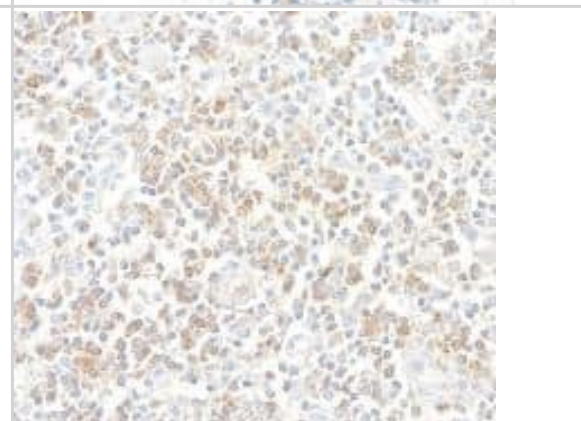
ICC/IF: CD96 Antibody [NBP3-14682] -: Rabbit anti-CD96 recombinant monoclonal antibody [BLR065G]. Secondary: HRP conjugated goat anti-rabbit IgG. Substrate: DAB.



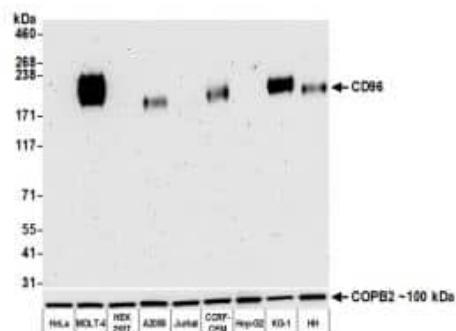
Immunohistochemistry-Paraffin: CD96 Antibody [NBP3-14682] -: Rabbit anti-CD96 recombinant monoclonal antibody [BLR065G]. Secondary: HRP conjugated goat anti-rabbit IgG Substrate: DAB.



Immunohistochemistry-Paraffin: CD96 Antibody [NBP3-14682] -Rabbit anti-CD96 recombinant monoclonal antibody [BLR065G]. Secondary: HRP-conjugated goat anti-rabbit IgG. Substrate: DAB.



Western Blot: CD96 Antibody [NBP3-14682] -Whole cell lysate (10 µg) from HeLa, MOLT-4, HEK293T, A2058, Jurkat, CCRF-CEM, Hep-G2, KG-1, and HH cells prepared using NETN lysis buffer. Antibody: Rabbit antiCD96 recombinant monoclonal antibody used at 1:1000. Secondary: HRPconjugated goat anti-rabbit IgG. Chemiluminescence with an exposure time of 3 minutes.





Novus Biologicals USA

10730 E. Briarwood Avenue
Centennial, CO 80112
USA
Phone: 303.730.1950
Toll Free: 1.888.506.6887
Fax: 303.730.1966
nb-customerservice@bio-techne.com

Bio-Techne Canada

21 Canmotor Ave
Toronto, ON M8Z 4E6
Canada
Phone: 905.827.6400
Toll Free: 855.668.8722
Fax: 905.827.6402
canada.inquires@bio-techne.com

Bio-Techne Ltd

19 Barton Lane
Abingdon Science Park
Abingdon, OX14 3NB, United Kingdom
Phone: (44) (0) 1235 529449
Free Phone: 0800 37 34 15
Fax: (44) (0) 1235 533420
info.EMEA@bio-techne.com

General Contact Information

www.novusbio.com
Technical Support: nb-technical@bio-techne.com
Orders: nb-customerservice@bio-techne.com
General: novus@novusbio.com

Products Related to NBP3-14682

NBP2-33376H	Blue Marker Antibody (6F4-F6) [HRP]
HAF008	Goat anti-Rabbit IgG Secondary Antibody [HRP]
NB7160	Goat anti-Rabbit IgG (H+L) Secondary Antibody [HRP]
NBP2-49491PEP	CD96 Recombinant Protein Antigen

Limitations

This product is for research use only and is not approved for use in humans or in clinical diagnosis. Primary Antibodies are guaranteed for 1 year from date of receipt.

For more information on our 100% guarantee, please visit www.novusbio.com/guarantee

Earn gift cards/discounts by submitting a review: www.novusbio.com/reviews/submit/NBP3-14682

Earn gift cards/discounts by submitting a publication using this product:
www.novusbio.com/publications

