

Product Datasheet

5'-Nucleotidase/CD73 Antibody (BLR054F) NBP3-14679

Unit Size: 100 ul

Store at 2 - 8 C / 1 year from date of receipt

www.novusbio.com



technical@novusbio.com

Protocols, Publications, Related Products, Reviews, Research Tools and Images at:
www.novusbio.com/NBP3-14679

Updated 2/24/2026 v.20.1

Earn rewards for product
reviews and publications.

Submit a publication at www.novusbio.com/publications

Submit a review at www.novusbio.com/reviews/destination/NBP3-14679



NBP3-14679**5'-Nucleotidase/CD73 Antibody (BLR054F)**

Product Information	
Unit Size	100 ul
Concentration	Please see the vial label for concentration. If unlisted please contact technical services.
Storage	Store at 2 - 8 C / 1 year from date of receipt
Clonality	Monoclonal
Clone	BLR054F
Preservative	0.09% Sodium Azide
Purity	>95%
Buffer	Borate Buffered Saline (BBS) pH 8.2 with 0.1% BSA and

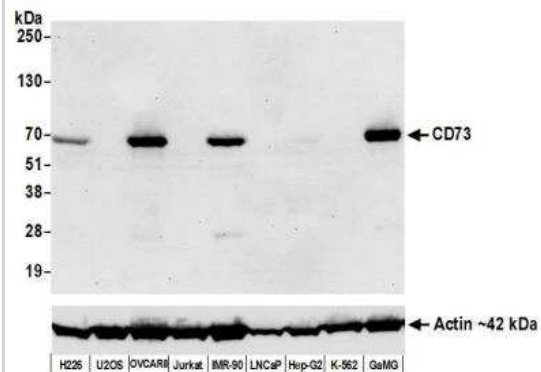
Product Description	
Description	Novus Biologicals Rabbit 5'-Nucleotidase/CD73 Antibody (BLR054F) (NBP3-14679) is a recombinant monoclonal antibody validated for use in IHC, WB and ICC/IF. All Novus Biologicals antibodies are covered by our 100% guarantee.
Host	Rabbit
Gene ID	4907
Gene Symbol	NT5E
Species	Human
Immunogen	residues 27-552 (ECD)

Product Application Details	
Applications	Western Blot, Immunocytochemistry/ Immunofluorescence, Immunohistochemistry
Recommended Dilutions	Western Blot, Immunohistochemistry, Immunocytochemistry/ Immunofluorescence



Images

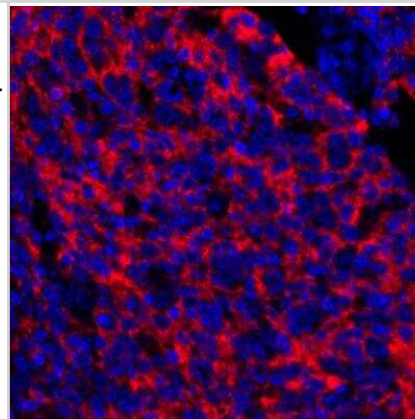
Western Blot: 5'-Nucleotidase/CD73 Antibody (BLR054F) [NBP3-14679] - FFPE section of IMR-90 cells. Antibody: Rabbit anti-CD73 recombinant monoclonal antibody used at 1:100. HRP-conjugated goat anti-rabbit IgG.



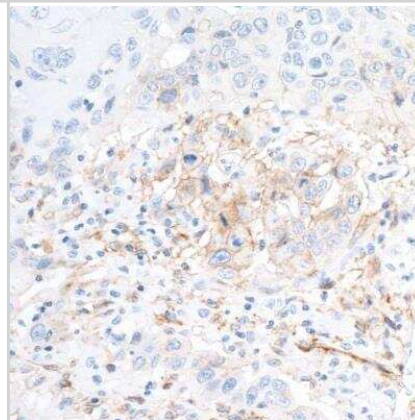
Immunocytochemistry: 5'-Nucleotidase/CD73 Antibody (BLR054F) [NBP3-14679] - FFPE section of IMR-90 cells. Rabbit anti-CD73 recombinant monoclonal antibody used at 1:100. HRP-conjugated goat anti-rabbit IgG Substrate DAB.



Immunohistochemistry: 5'-Nucleotidase/CD73 Antibody (BLR054F) [NBP3-14679] - FFPE section of human tonsil. Antibody: rabbit anti-CD73 recombinant monoclonal antibody used at 1:250. secondary: HRP-conjugated goat anti-rabbit igG



Immunohistochemistry: 5'-Nucleotidase/CD73 Antibody (BLR054F) [NBP3-14679] - FFPE section of human head and neck squamous cell carcinoma. Rabbit anti-CD73 recombinant monoclonal antibody used at 1:500. HRP-conjugated goat anti-rabbit IgG.





Novus Biologicals USA

10730 E. Briarwood Avenue
Centennial, CO 80112
USA
Phone: 303.730.1950
Toll Free: 1.888.506.6887
Fax: 303.730.1966
nb-customerservice@bio-techne.com

Bio-Techne Canada

21 Canmotor Ave
Toronto, ON M8Z 4E6
Canada
Phone: 905.827.6400
Toll Free: 855.668.8722
Fax: 905.827.6402
canada.inquires@bio-techne.com

Bio-Techne Ltd

19 Barton Lane
Abingdon Science Park
Abingdon, OX14 3NB, United Kingdom
Phone: (44) (0) 1235 529449
Free Phone: 0800 37 34 15
Fax: (44) (0) 1235 533420
info.EMEA@bio-techne.com

General Contact Information

www.novusbio.com
Technical Support: nb-technical@bio-techne.com
Orders: nb-customerservice@bio-techne.com
General: novus@novusbio.com

Products Related to NBP3-14679

NBP2-33376H	Blue Marker Antibody (6F4-F6) [HRP]
HAF008	Goat anti-Rabbit IgG Secondary Antibody [HRP]
NB7160	Goat anti-Rabbit IgG (H+L) Secondary Antibody [HRP]
NBP2-51548-0.05mg	Recombinant Human 5'-Nucleotidase/CD73 His Protein

Limitations

This product is for research use only and is not approved for use in humans or in clinical diagnosis. Primary Antibodies are guaranteed for 1 year from date of receipt.

For more information on our 100% guarantee, please visit www.novusbio.com/guarantee

Earn gift cards/discounts by submitting a review: www.novusbio.com/reviews/submit/NBP3-14679

Earn gift cards/discounts by submitting a publication using this product:
www.novusbio.com/publications

