

Product Datasheet

MafB Antibody (BLR046F) NBP3-14673

Unit Size: 100 ul

Store at 2 - 8 C / 1 year from date of receipt

www.novusbio.com



technical@novusbio.com

Protocols, Publications, Related Products, Reviews, Research Tools and Images at:
www.novusbio.com/NBP3-14673

Updated 2/24/2026 v.20.1

Earn rewards for product
reviews and publications.

Submit a publication at www.novusbio.com/publications

Submit a review at www.novusbio.com/reviews/destination/NBP3-14673



NBP3-14673

MafB Antibody (BLR046F)

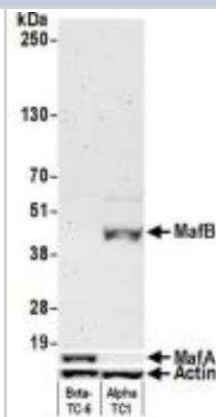
Product Information	
Unit Size	100 ul
Concentration	Please see the vial label for concentration. If unlisted please contact technical services.
Storage	Store at 2 - 8 C / 1 year from date of receipt
Clonality	Monoclonal
Clone	BLR046F
Preservative	0.09% Sodium Azide
Purity	>95%
Buffer	Borate Buffered Saline (BBS) pH 8.2 with , BSA Free

Product Description	
Description	Novus Biologicals Rabbit MafB Antibody (BLR046F) (NBP3-14673) is a recombinant monoclonal antibody validated for use in IHC, WB, ICC/IF and IP. All Novus Biologicals antibodies are covered by our 100% guarantee.
Host	Rabbit
Gene ID	9935
Gene Symbol	MAFB
Species	Human, Mouse
Immunogen	between 1 and 50

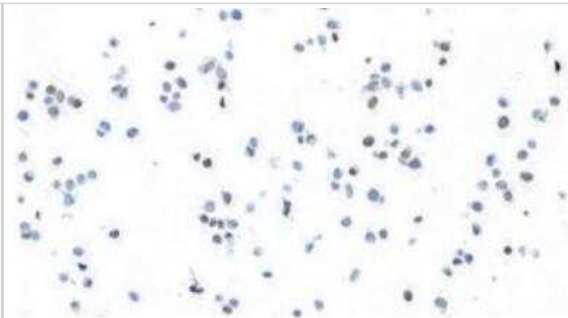
Product Application Details	
Applications	Western Blot, Immunohistochemistry-Paraffin, Immunocytochemistry/ Immunofluorescence, Immunohistochemistry, Immunoprecipitation
Recommended Dilutions	Western Blot 1:1000, Immunohistochemistry 1:100 to 1:500, Immunocytochemistry/ Immunofluorescence 1:100 to 1:500, Immunoprecipitation 6 ul/1 mg lysate, Immunohistochemistry-Paraffin 1:100 to 1:500
Application Notes	Epitope retrieval with citrate buffer pH6.0 is recommended for FFPE cell sections.

Images

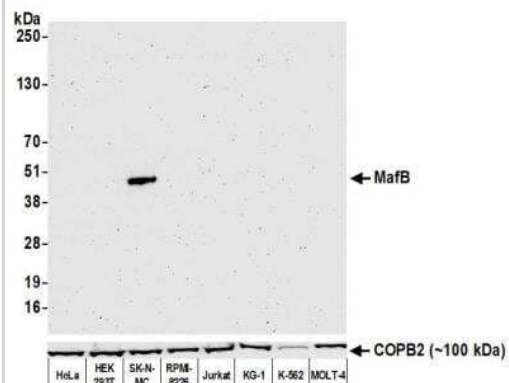
Western Blot: MafB Antibody [NBP3-14673] - Antibody: Rabbit anti-MafB recombinant monoclonal antibody used at 1:1000. Secondary: HRPconjugated goat anti-rabbit IgG Chemiluminescence with an exposure time of 3 minutes. Lower Panels: Rabbit anti-MafA recombinant monoclonal antibody and rabbit anti-Actin recombinant monoclonal antibody.



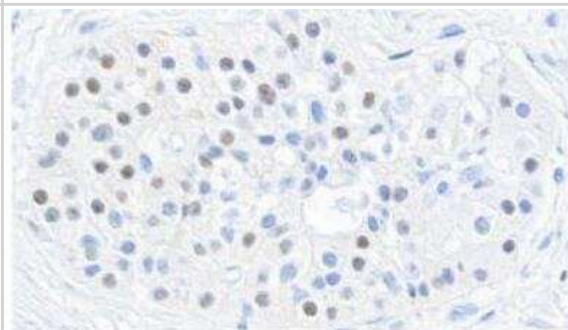
Immunohistochemistry: MafB Antibody [NBP3-14673] - Rabbit anti-MafB recombinant monoclonal antibody. Secondary: HRP-conjugated goat anti-rabbit IgG. Substrate: DAB.



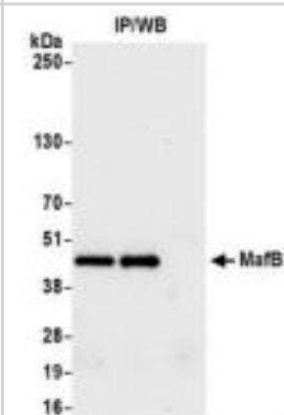
Western Blot: MafB Antibody [NBP3-14673] - Whole cell lysate (50 ug) from HeLa, HEK293T, SK-N-MC, RPMI-8226, Jurkat, KG-1, K-562, and MOLT-4 cells prepared using NETN lysis buffer. Rabbit anti-MafB recombinant monoclonal antibody [BLR046F] (NBP3-14673 lot 2) used at 1:1000. HRP-conjugated goat anti-rabbit IgG (NB7156). Chemiluminescence with an exposure time of 3 minutes. Lower Panel: Rabbit anti-COPB2.



Immunohistochemistry: MafB Antibody [NBP3-14673] - Rabbit anti-MafB recombinant monoclonal antibody. Secondary: HRP-conjugated goat anti-rabbit IgG Substrate: DAB.



Immunoprecipitation: MafB Antibody [NBP3-14673] - Samples: Whole cell lysate (1.0 mg per IP reaction; 20% of IP loaded) from SK-N-MC cells prepared using NETN lysis buffer. Antibodies: Rabbit antiMafB recombinant monoclonal antibody used for IP at 6 ul/mg lysate. MafB was also immunoprecipitated by a previous lot of this antibody. For blotting immunoprecipitated MafB, was used at 1:1000. Chemiluminescence with an exposure time of 30 seconds.





Novus Biologicals USA

10730 E. Briarwood Avenue
Centennial, CO 80112
USA
Phone: 303.730.1950
Toll Free: 1.888.506.6887
Fax: 303.730.1966
nb-customerservice@bio-techne.com

Bio-Techne Canada

21 Canmotor Ave
Toronto, ON M8Z 4E6
Canada
Phone: 905.827.6400
Toll Free: 855.668.8722
Fax: 905.827.6402
canada.inquires@bio-techne.com

Bio-Techne Ltd

19 Barton Lane
Abingdon Science Park
Abingdon, OX14 3NB, United Kingdom
Phone: (44) (0) 1235 529449
Free Phone: 0800 37 34 15
Fax: (44) (0) 1235 533420
info.EMEA@bio-techne.com

General Contact Information

www.novusbio.com
Technical Support: nb-technical@bio-techne.com
Orders: nb-customerservice@bio-techne.com
General: novus@novusbio.com

Products Related to NBP3-14673

NBP2-33376H	Blue Marker Antibody (6F4-F6) [HRP]
HAF008	Goat anti-Rabbit IgG Secondary Antibody [HRP]
NB7160	Goat anti-Rabbit IgG (H+L) Secondary Antibody [HRP]
H00009935-P01-10ug	Recombinant Human MafB GST (N-Term) Protein

Limitations

This product is for research use only and is not approved for use in humans or in clinical diagnosis. Primary Antibodies are guaranteed for 1 year from date of receipt.

For more information on our 100% guarantee, please visit www.novusbio.com/guarantee

Earn gift cards/discounts by submitting a review: www.novusbio.com/reviews/submit/NBP3-14673

Earn gift cards/discounts by submitting a publication using this product:
www.novusbio.com/publications

