

Product Datasheet

CCR9 Antibody (C9Mab-1) - BSA Free NBP3-14623

Unit Size: 0.1 mg

Store at 4C. Do not freeze.

www.novusbio.com



technical@novusbio.com

Protocols, Publications, Related Products, Reviews, Research Tools and Images at:
www.novusbio.com/NBP3-14623

Updated 9/9/2025 v.20.1

Earn rewards for product
reviews and publications.

Submit a publication at www.novusbio.com/publications

Submit a review at www.novusbio.com/reviews/destination/NBP3-14623



NBP3-14623

CCR9 Antibody (C9Mab-1) - BSA Free

| Product Information | |
|---------------------|---|
| Unit Size | 0.1 mg |
| Concentration | 1 mg/ml |
| Storage | Store at 4C. Do not freeze. |
| Clonality | Monoclonal |
| Clone | C9Mab-1 |
| Preservative | 15mM Sodium Azide |
| Isotype | IgG1 Kappa |
| Purity | Protein A purified |
| Buffer | Phosphate buffered saline (PBS), pH 7.4 |

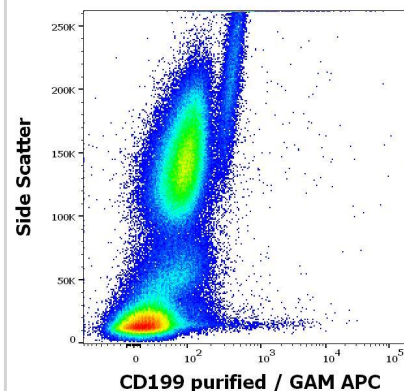
| Product Description | |
|---------------------|---|
| Description | Novus Biologicals Mouse CCR9 Antibody (C9Mab-1) - BSA Free (NBP3-14623) is a monoclonal antibody validated for use in Flow. All Novus Biologicals antibodies are covered by our 100% guarantee. |
| Host | Mouse |
| Gene ID | 10803 |
| Gene Symbol | CCR9 |
| Species | Human |
| Immunogen | CCR9 transfected CHO cells |

| Product Application Details | |
|-----------------------------|----------------|
| Applications | Flow Cytometry |
| Recommended Dilutions | Flow Cytometry |

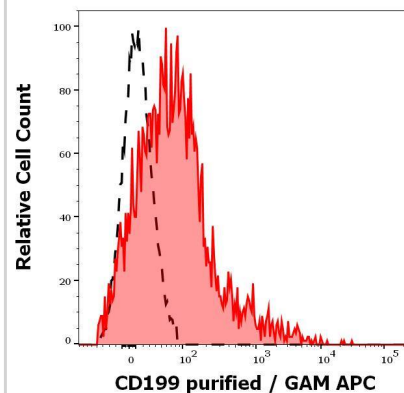


Images

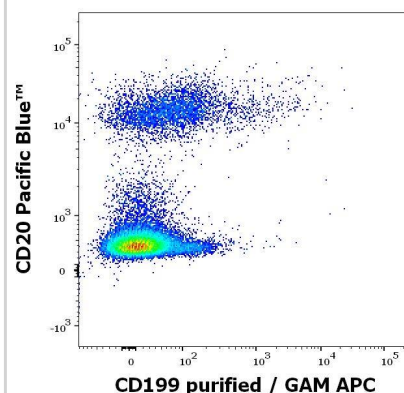
Flow Cytometry: Mouse CCR9 mAb (C9Mab-1) [NBP3-14623] - Flow cytometry surface staining pattern of human peripheral whole blood stained using anti-human CD199 (C9Mab-1) purified antibody (concentration in sample 0.5 ug/ml, GAM APC).



Flow Cytometry: Mouse CCR9 mAb (C9Mab-1) [NBP3-14623] - Separation of human CD20 positive lymphocytes (red-filled) from CD20 negative CD199 negative lymphocytes (black-dashed) in flow cytometry analysis (surface staining) of human peripheral whole blood stained using anti-human CD199 (C9Mab-1) purified antibody (concentration in sample 0.5 ug/ml, GAM APC).



Flow Cytometry: Mouse CCR9 mAb (C9Mab-1) [NBP3-14623] - Flow cytometry multicolor surface staining pattern of human lymphocytes using anti-human CD199 (C9Mab-1) purified antibody (concentration in sample 0.5 ug/ml, GAM APC) and anti-human CD20 (2H7) Pacific Blue™ antibody (4 µl reagent / 100 µl of peripheral whole blood).





Novus Biologicals USA

10730 E. Briarwood Avenue
Centennial, CO 80112
USA
Phone: 303.730.1950
Toll Free: 1.888.506.6887
Fax: 303.730.1966
nb-customerservice@bio-techne.com

Bio-Techne Canada

21 Canmotor Ave
Toronto, ON M8Z 4E6
Canada
Phone: 905.827.6400
Toll Free: 855.668.8722
Fax: 905.827.6402
canada.inquires@bio-techne.com

Bio-Techne Ltd

19 Barton Lane
Abingdon Science Park
Abingdon, OX14 3NB, United Kingdom
Phone: (44) (0) 1235 529449
Free Phone: 0800 37 34 15
Fax: (44) (0) 1235 533420
info.EMEA@bio-techne.com

General Contact Information

www.novusbio.com
Technical Support: nb-technical@bio-techne.com
Orders: nb-customerservice@bio-techne.com
General: novus@novusbio.com

Products Related to NBP3-14623

| | |
|------------------|--|
| HAF007 | Goat anti-Mouse IgG Secondary Antibody [HRP] |
| NB7539 | Goat anti-Mouse IgG (H+L) Secondary Antibody [HRP] |
| NBP1-43319-0.5mg | Mouse IgG1 Kappa Isotype Control (P3.6.2.8.1) |
| NBP3-24721PEP | CCR9 Recombinant Protein Antigen |

Limitations

This product is for research use only and is not approved for use in humans or in clinical diagnosis. Primary Antibodies are guaranteed for 1 year from date of receipt.

For more information on our 100% guarantee, please visit www.novusbio.com/guarantee

Earn gift cards/discounts by submitting a review: www.novusbio.com/reviews/submit/NBP3-14623

Earn gift cards/discounts by submitting a publication using this product:
www.novusbio.com/publications

