

Product Datasheet

S1P3/EDG-3 Antibody NBP3-14467

Unit Size: 50 ug

Keep as concentrated solution. Aliquot and store at -20C or below. Avoid multiple freeze-thaw cycles.

www.novusbio.com



technical@novusbio.com

Protocols, Publications, Related Products, Reviews, Research Tools and Images at:
www.novusbio.com/NBP3-14467

Updated 9/29/2024 v.20.1

Earn rewards for product
reviews and publications.

Submit a publication at www.novusbio.com/publications

Submit a review at www.novusbio.com/reviews/destination/NBP3-14467

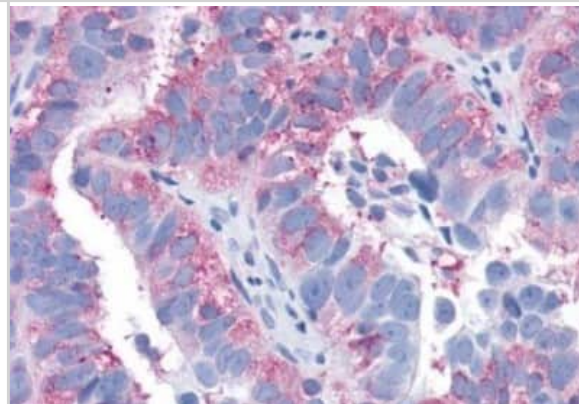


NBP3-14467**S1P3/EDG-3 Antibody**

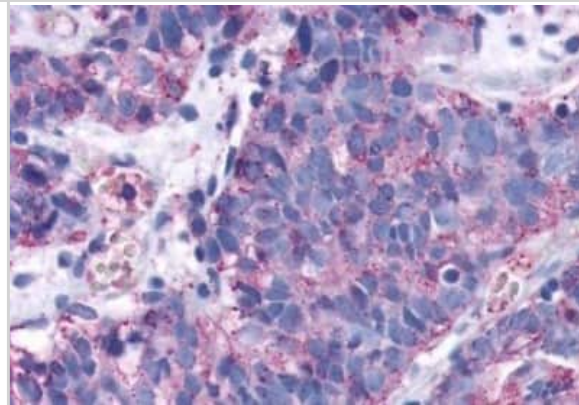
Product Information	
Unit Size	50 ug
Concentration	1 mg/ml
Storage	Keep as concentrated solution. Aliquot and store at -20C or below. Avoid multiple freeze-thaw cycles.
Clonality	Polyclonal
Preservative	0.1% Sodium Azide
Purity	Immunogen affinity purified
Buffer	PBS
Product Description	
Description	Product can be stored undiluted at 4C for up to 1 month.
Host	Rabbit
Gene ID	1903
Gene Symbol	S1PR3
Species	Human
Reactivity Notes	Expected reactivity based on percent sequence identity: Gorilla, Marmoset (87%), Rabbit (80%)
Specificity/Sensitivity	Human S1P3/EDG-3. BLAST analysis of the peptide immunogen showed no homology with other human proteins.
Immunogen	Synthetic 16 amino acid peptide from N-Terminus extracellular domain of human S1P3/EDG-3.
Product Application Details	
Applications	Immunohistochemistry, Immunohistochemistry-Paraffin
Recommended Dilutions	Immunohistochemistry, Immunohistochemistry-Paraffin

Images

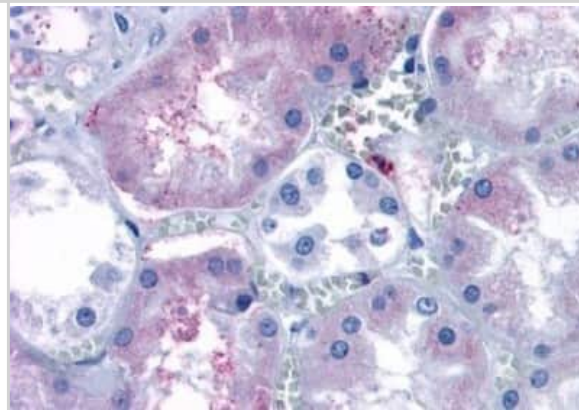
Immunohistochemistry-Paraffin: S1P3/EDG-3 Antibody [NBP3-14467] - Immunohistochemistry of formalin-fixed, paraffin-embedded human ovary carcinoma after heat-induced antigen retrieval.



Immunohistochemistry-Paraffin: S1P3/EDG-3 Antibody [NBP3-14467] - Immunohistochemistry of formalin-fixed, paraffin-embedded human prostate carcinoma after heat-induced antigen retrieval.



Immunohistochemistry-Paraffin: S1P3/EDG-3 Antibody [NBP3-14467] - Immunohistochemistry of formalin-fixed, paraffin-embedded human kidney after heat-induced antigen retrieval.





Novus Biologicals USA

10730 E. Briarwood Avenue
Centennial, CO 80112
USA
Phone: 303.730.1950
Toll Free: 1.888.506.6887
Fax: 303.730.1966
nb-customerservice@bio-techne.com

Bio-Techne Canada

21 Canmotor Ave
Toronto, ON M8Z 4E6
Canada
Phone: 905.827.6400
Toll Free: 855.668.8722
Fax: 905.827.6402
canada.inquires@bio-techne.com

Bio-Techne Ltd

19 Barton Lane
Abingdon Science Park
Abingdon, OX14 3NB, United Kingdom
Phone: (44) (0) 1235 529449
Free Phone: 0800 37 34 15
Fax: (44) (0) 1235 533420
info.EMEA@bio-techne.com

General Contact Information

www.novusbio.com
Technical Support: nb-technical@bio-techne.com
Orders: nb-customerservice@bio-techne.com
General: novus@novusbio.com

Products Related to NBP3-14467

HAF008	Goat anti-Rabbit IgG Secondary Antibody [HRP]
NB7160	Goat anti-Rabbit IgG (H+L) Secondary Antibody [HRP]
H00001903-Q01-10ug	Recombinant Human S1P3/EDG-3 GST (N-Term) Protein
DVE00	VEGF [HRP]

Limitations

This product is for research use only and is not approved for use in humans or in clinical diagnosis. Primary Antibodies are guaranteed for 1 year from date of receipt.

For more information on our 100% guarantee, please visit www.novusbio.com/guarantee

Earn gift cards/discounts by submitting a review: www.novusbio.com/reviews/submit/NBP3-14467

Earn gift cards/discounts by submitting a publication using this product:
www.novusbio.com/publications

