

Product Datasheet

ETS2 Antibody (PCRP-ETS2-1D9) NBP3-13877-100ug

Unit Size: 100 ug

Store at 4C.

www.novusbio.com



technical@novusbio.com

Protocols, Publications, Related Products, Reviews, Research Tools and Images at:
www.novusbio.com/NBP3-13877

Updated 7/16/2024 v.20.1

Earn rewards for product
reviews and publications.

Submit a publication at www.novusbio.com/publications

Submit a review at www.novusbio.com/reviews/destination/NBP3-13877



NBP3-13877-100ug

ETS2 Antibody (PCRP-ETS2-1D9)

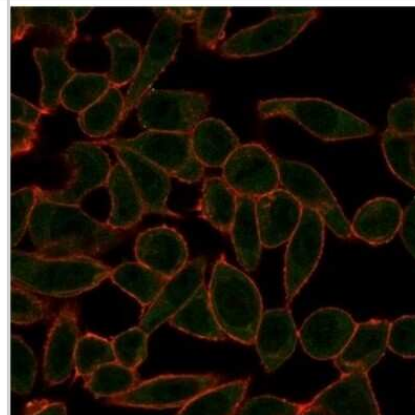
| Product Information | |
|-------------------------|--------------------------|
| Unit Size | 100 ug |
| Concentration | 0.2 mg/ml |
| Storage | Store at 4C. |
| Clonality | Monoclonal |
| Clone | PCRP-ETS2-1D9 |
| Preservative | 0.05% Sodium Azide |
| Isotype | IgG2b |
| Purity | Protein A or G purified |
| Buffer | 10 mM PBS with 0.05% BSA |
| Target Molecular Weight | 52 kDa |

| Product Description | |
|---------------------|---|
| Description | 200ug/ml of antibody purified from Bioreactor Concentrate by Protein A or G. Prepared in 10 mM PBS with 0.05% BSA & 0.05% azide. Also available WITHOUT BSA & azide at 1.0 mg/ml. (NBP3-14209) Antibody with azide - store at 2 to 8C. Antibody without azide - store at -20 to -80 C. |
| Host | Mouse |
| Gene ID | 2114 |
| Gene Symbol | ETS2 |
| Species | Human |
| Immunogen | Recombinant full-length human ETS2 protein (Uniprot: P15036) |

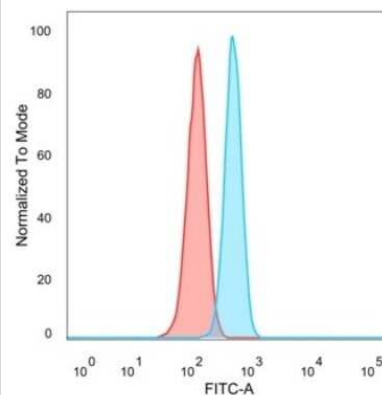
| Product Application Details | |
|-----------------------------|---|
| Applications | ELISA, Flow Cytometry, Immunocytochemistry/ Immunofluorescence, Immunoprecipitation, Protein Array |
| Recommended Dilutions | Flow Cytometry 1-2 ug/million cells, ELISA, Immunocytochemistry/ Immunofluorescence 1-2 ug/ml, Immunoprecipitation 1-2 ug/100-500 ug protein, Protein Array |
| Application Notes | ELISA: For coating, order antibody without BSA Immunoprecipitation: 1-2ug per 100-500ug of total protein (1ml of cell lysate) |

Images

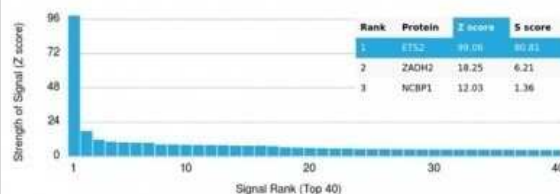
Immunocytochemistry/Immunofluorescence: ETS2 Antibody (PCRP-ETS2-1D9) [NBP3-13877] - Immunofluorescence Analysis of PFA-fixed HeLa cells stained using ETS2 Antibody (PCRP-ETS2-1D9) followed by goat anti-mouse IgG-CF488 (green). CF640A phalloidin (red).



Flow Cytometry: ETS2 Antibody (PCRP-ETS2-1D9) [NBP3-13877] - Flow cytometric analysis of PFA-fixed HeLa cells. ETS2 antibody (PCRP-ETS2-1D9) followed by goat anti-mouse IgG-CF488 (blue); isotype control (red).



Protein Array: ETS2 Antibody (PCRP-ETS2-1D9) [NBP3-13877] - Analysis of Protein Array containing more than 19,000 full-length human proteins using ETS2 Antibody (PCRP-ETS2-1D9).





Novus Biologicals USA

10730 E. Briarwood Avenue
Centennial, CO 80112
USA
Phone: 303.730.1950
Toll Free: 1.888.506.6887
Fax: 303.730.1966
nb-customerservice@bio-techne.com

Bio-Techne Canada

21 Canmotor Ave
Toronto, ON M8Z 4E6
Canada
Phone: 905.827.6400
Toll Free: 855.668.8722
Fax: 905.827.6402
canada.inquires@bio-techne.com

Bio-Techne Ltd

19 Barton Lane
Abingdon Science Park
Abingdon, OX14 3NB, United Kingdom
Phone: (44) (0) 1235 529449
Free Phone: 0800 37 34 15
Fax: (44) (0) 1235 533420
info.EMEA@bio-techne.com

General Contact Information

www.novusbio.com
Technical Support: nb-technical@bio-techne.com
Orders: nb-customerservice@bio-techne.com
General: novus@novusbio.com

Products Related to NBP3-13877-100ug

| | |
|------------------|---|
| HAF007 | Goat anti-Mouse IgG Secondary Antibody [HRP] |
| NB720-B | Rabbit anti-Mouse IgG (H+L) Secondary Antibody [Biotin] |
| NBP2-27231 | Mouse IgG2b Isotype Control (MPC-11) |
| NBP2-51752-0.1mg | Recombinant Human ETS2 His Protein |

Limitations

This product is for research use only and is not approved for use in humans or in clinical diagnosis. Primary Antibodies are guaranteed for 1 year from date of receipt.

For more information on our 100% guarantee, please visit www.novusbio.com/guarantee

Earn gift cards/discounts by submitting a review: www.novusbio.com/reviews/submit/NBP3-13877

Earn gift cards/discounts by submitting a publication using this product:
www.novusbio.com/publications

