

Product Datasheet

BRM Antibody (HL1115) - Azide and BSA Free NBP3-13725

Unit Size: 100 ul

Store at 4C short term. Aliquot and store at -20C long term. Avoid freeze-thaw cycles.

www.novusbio.com



technical@novusbio.com

Protocols, Publications, Related Products, Reviews, Research Tools and Images at:
www.novusbio.com/NBP3-13725

Updated 7/31/2025 v.20.1

Earn rewards for product
reviews and publications.

Submit a publication at www.novusbio.com/publications

Submit a review at www.novusbio.com/reviews/destination/NBP3-13725



NBP3-13725

BRM Antibody (HL1115) - Azide and BSA Free

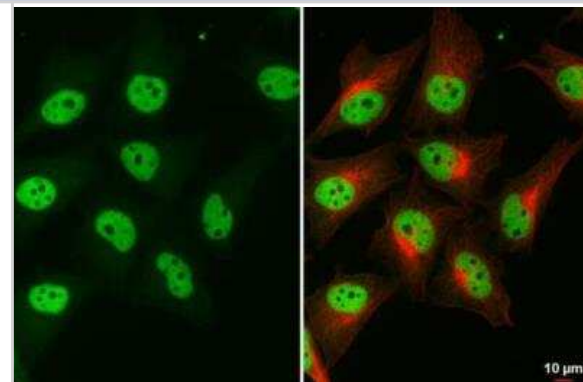
Product Information	
Unit Size	100 ul
Concentration	Concentrations vary lot to lot. See vial label for concentration. If unlisted please contact technical services.
Storage	Store at 4C short term. Aliquot and store at -20C long term. Avoid freeze-thaw cycles.
Clonality	Monoclonal
Clone	HL1115
Preservative	No Preservative
Isotype	IgG
Purity	Protein A purified
Buffer	PBS
Target Molecular Weight	181 kDa

Product Description	
Description	Centrifuge briefly prior to opening.
Host	Rabbit
Gene ID	6595
Gene Symbol	SMARCA2
Species	Human, Mouse, Rat
Immunogen	Carrier-protein conjugated synthetic peptide encompassing a sequence within the N-terminus region of human BRM. The exact sequence is proprietary.

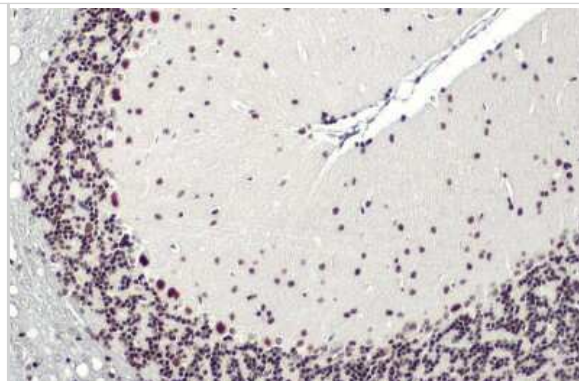
Product Application Details	
Applications	Western Blot, Immunohistochemistry-Paraffin, Immunocytochemistry/Immunofluorescence, Immunohistochemistry
Recommended Dilutions	Western Blot 1:500-1:3000, Immunohistochemistry Assay dependent, Immunocytochemistry/ Immunofluorescence Assay dependent, Immunohistochemistry-Paraffin Assay dependent

Images

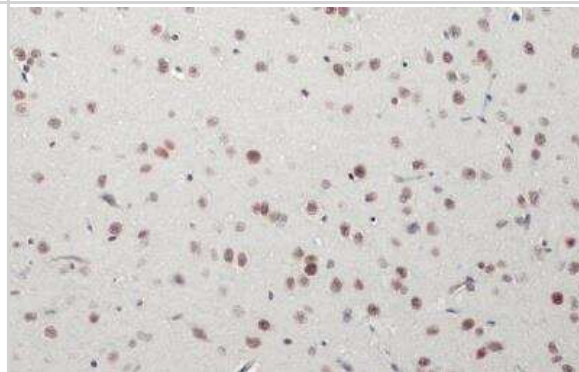
Immunocytochemistry/Immunofluorescence: BRM Antibody (HL1115) [NBP3-13725] - HeLa cells were fixed in 4% paraformaldehyde at RT for 15 min. Green: SMARCA2 stained by SMARCA2 antibody [HL1115] diluted at 1:500. Red: alpha Tubulin, a cytoskeleton marker, stained by alpha Tubulin antibody [114] diluted at 1:1000.



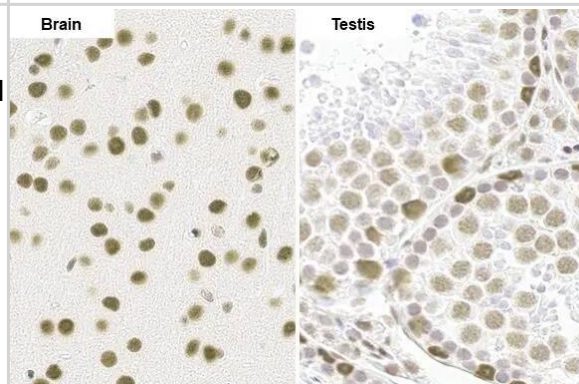
Immunohistochemistry-Paraffin: BRM Antibody (HL1115) [NBP3-13725]
 - Mouse brain. BRM stained by BRM antibody [HL1115] (NBP3-13725)
 diluted at 1:100. Antigen Retrieval: Citrate buffer, pH 6.0, 15 min.



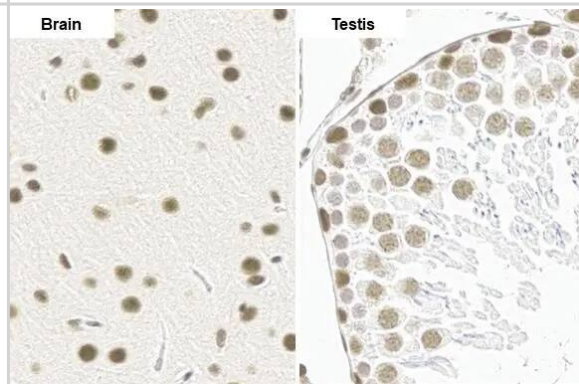
BRM Antibody (HL1115) [NBP3-13725] - Rat brain. SMARCA2 stained
 by SMARCA2 antibody [HL1115] diluted at 1:100. Antigen Retrieval:
 Citrate buffer, pH 6.0, 15 min.



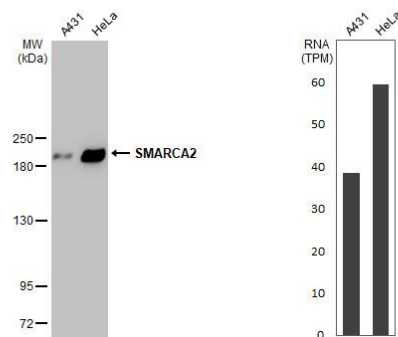
Immunohistochemistry-Paraffin: BRM Antibody (HL1115) [NBP3-13725]
 - BRM antibody [HL1115] detects BRM protein by immunohistochemical
 analysis. Sample: Paraffin-embedded mouse tissue. BRM stained by BRM
 antibody [HL1115] (NBP3-13725) diluted at 1:100. Antigen Retrieval:
 Citrate buffer, pH 6.0, 15 min



Immunohistochemistry-Paraffin: BRM Antibody (HL1115) [NBP3-13725]
 - BRM antibody [HL1115] detects BRM protein by immunohistochemical
 analysis. Sample: Paraffin-embedded rat tissue. BRM stained by BRM
 antibody [HL1115] (NBP3-13725) diluted at 1:100. Antigen Retrieval:
 Citrate buffer, pH 6.0, 15 min



Western Blot: BRM Antibody (HL1115) [NBP3-13725] - Various whole cell extracts (30 ug) were separated by 5% SDS-PAGE, and the membrane was blotted with SMARCA2 antibody [HL1115] diluted at 1:1000. The HRP-conjugated anti-rabbit IgG antibody was used to detect the primary antibody. Corresponding RNA expression data for the same cell lines are based on Human Protein Atlas program.





Novus Biologicals USA

10730 E. Briarwood Avenue
Centennial, CO 80112
USA
Phone: 303.730.1950
Toll Free: 1.888.506.6887
Fax: 303.730.1966
nb-customerservice@bio-techne.com

Bio-Techne Canada

21 Canmotor Ave
Toronto, ON M8Z 4E6
Canada
Phone: 905.827.6400
Toll Free: 855.668.8722
Fax: 905.827.6402
canada.inquires@bio-techne.com

Bio-Techne Ltd

19 Barton Lane
Abingdon Science Park
Abingdon, OX14 3NB, United Kingdom
Phone: (44) (0) 1235 529449
Free Phone: 0800 37 34 15
Fax: (44) (0) 1235 533420
info.EMEA@bio-techne.com

General Contact Information

www.novusbio.com
Technical Support: nb-technical@bio-techne.com
Orders: nb-customerservice@bio-techne.com
General: novus@novusbio.com

Products Related to NBP3-13725

HAF008	Goat anti-Rabbit IgG Secondary Antibody [HRP]
NB7160	Goat anti-Rabbit IgG (H+L) Secondary Antibody [HRP]
NBP2-24891	Rabbit IgG Isotype Control
H00006595-Q01-10ug	Recombinant Human BRM GST (N-Term) Protein

Limitations

This product is for research use only and is not approved for use in humans or in clinical diagnosis. Primary Antibodies are guaranteed for 1 year from date of receipt.

For more information on our 100% guarantee, please visit www.novusbio.com/guarantee

Earn gift cards/discounts by submitting a review: www.novusbio.com/reviews/submit/NBP3-13725

Earn gift cards/discounts by submitting a publication using this product:
www.novusbio.com/publications

