

# Product Datasheet

## Apolipoprotein E/ApoE Antibody (GT1627) - Azide and BSA Free NBP3-13693

Unit Size: 100 ul

Store at 4C short term. Aliquot and store at -20C long term. Avoid freeze-thaw cycles.

[www.novusbio.com](http://www.novusbio.com)



[technical@novusbio.com](mailto:technical@novusbio.com)

Protocols, Publications, Related Products, Reviews, Research Tools and Images at:  
[www.novusbio.com/NBP3-13693](http://www.novusbio.com/NBP3-13693)

Updated 3/3/2025 v.20.1

Earn rewards for product reviews and publications.

Submit a publication at [www.novusbio.com/publications](http://www.novusbio.com/publications)

Submit a review at [www.novusbio.com/reviews/destination/NBP3-13693](http://www.novusbio.com/reviews/destination/NBP3-13693)



**NBP3-13693**

Apolipoprotein E/ApoE Antibody (GT1627) - Azide and BSA Free

<b>Product Information</b>	
<b>Unit Size</b>	100 ul
<b>Concentration</b>	Concentrations vary lot to lot. See vial label for concentration. If unlisted please contact technical services.
<b>Storage</b>	Store at 4C short term. Aliquot and store at -20C long term. Avoid freeze-thaw cycles.
<b>Clonality</b>	Monoclonal
<b>Clone</b>	GT1627
<b>Preservative</b>	No Preservative
<b>Isotype</b>	IgG2b
<b>Purity</b>	Protein A purified
<b>Buffer</b>	PBS, 20% Glycerol

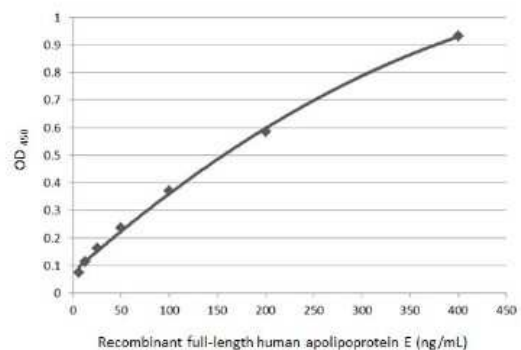
<b>Product Description</b>	
<b>Description</b>	Centrifuge briefly prior to opening.
<b>Host</b>	Mouse
<b>Gene ID</b>	348
<b>Gene Symbol</b>	APOE
<b>Species</b>	Human
<b>Immunogen</b>	Recombinant protein encompassing a sequence within the center region of human Apolipoprotein E/ApoE. The exact sequence is proprietary.

<b>Product Application Details</b>	
<b>Applications</b>	ELISA, Sandwich ELISA
<b>Recommended Dilutions</b>	ELISA, Sandwich ELISA

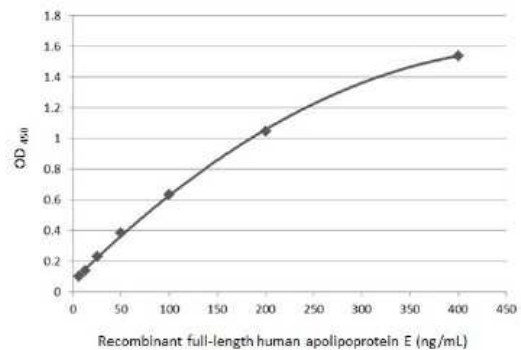


## Images


**ELISA: Apolipoprotein E/ApoE Antibody (GT1627) [NBP3-13693] - Indirect ELISA analysis performed by coating plate with recombinant full-length human apolipoprotein E (400-6.25 ng/mL). Coated protein was probed with Apolipoprotein E/ApoE antibody [GT1627] (NBP3-13693) (1 ug/mL). Mouse IgG antibody (HRP) (NBP2-19382) (1:10000) was used to detect bound primary antibody.**




**Sandwich ELISA: Apolipoprotein E/ApoE Antibody (GT1627) [NBP3-13693] - Sandwich ELISA detection of recombinant full-length human apolipoprotein E using Apolipoprotein E/ApoE antibody [GT1627] (NBP3-13693) as capture antibody at concentration of 5 ug/mL and Apolipoprotein E/ApoE antibody [C2C3], C-term as detection antibody at concentration of 1 ug/mL. Rabbit IgG antibody (HRP) (NBP2-19301) was diluted at 1:10000 and used to detect the primary antibody.**



**Western Blot: Apolipoprotein E/ApoE Antibody (GT1627) [NBP3-13693] - Human plasma (30 ug) was separated by 10% SDS-PAGE, and the membrane was blotted with Apolipoprotein E/ApoE antibody [GT1627] (NBP3-13693) diluted at 1:25000. The HRP-conjugated anti-mouse IgG antibody was used to detect the primary antibody.**



**Western Blot: Apolipoprotein E/ApoE Antibody (GT1627) [NBP3-13693] - Rat plasma (50 ug) was separated by 10% SDS-PAGE, and the membrane was blotted with Apolipoprotein E/ApoE antibody [GT1627] (NBP3-13693) diluted at 1:25000. The HRP-conjugated anti-mouse IgG antibody was used to detect the primary antibody.**





### **Novus Biologicals USA**

10730 E. Briarwood Avenue  
Centennial, CO 80112  
USA  
Phone: 303.730.1950  
Toll Free: 1.888.506.6887  
Fax: 303.730.1966  
nb-customerservice@bio-techne.com

### **Bio-Techne Canada**

21 Canmotor Ave  
Toronto, ON M8Z 4E6  
Canada  
Phone: 905.827.6400  
Toll Free: 855.668.8722  
Fax: 905.827.6402  
canada.inquires@bio-techne.com

### **Bio-Techne Ltd**

19 Barton Lane  
Abingdon Science Park  
Abingdon, OX14 3NB, United Kingdom  
Phone: (44) (0) 1235 529449  
Free Phone: 0800 37 34 15  
Fax: (44) (0) 1235 533420  
info.EMEA@bio-techne.com

### **General Contact Information**

www.novusbio.com  
Technical Support: nb-technical@bio-techne.com  
Orders: nb-customerservice@bio-techne.com  
General: novus@novusbio.com

### **Products Related to NBP3-13693**

---

HAF007	Goat anti-Mouse IgG Secondary Antibody [HRP]
NB720-B	Rabbit anti-Mouse IgG (H+L) Secondary Antibody [Biotin]
NBP2-27231	Mouse IgG2b Isotype Control (MPC-11)
NBP2-49450PEP	Apolipoprotein E/ApoE Recombinant Protein Antigen

---

### **Limitations**

This product is for research use only and is not approved for use in humans or in clinical diagnosis. Primary Antibodies are guaranteed for 1 year from date of receipt.

For more information on our 100% guarantee, please visit [www.novusbio.com/guarantee](http://www.novusbio.com/guarantee)

Earn gift cards/discounts by submitting a review: [www.novusbio.com/reviews/submit/NBP3-13693](http://www.novusbio.com/reviews/submit/NBP3-13693)

Earn gift cards/discounts by submitting a publication using this product:  
[www.novusbio.com/publications](http://www.novusbio.com/publications)

