

Product Datasheet

AG-2/AGR2 Antibody (GT5812) - Azide and BSA Free NBP3-13593

Unit Size: 100 ul

Store at 4C short term. Aliquot and store at -20C long term. Avoid freeze-thaw cycles.

www.novusbio.com



technical@novusbio.com

Protocols, Publications, Related Products, Reviews, Research Tools and Images at:
www.novusbio.com/NBP3-13593

Updated 3/3/2025 v.20.1

Earn rewards for product
reviews and publications.

Submit a publication at www.novusbio.com/publications

Submit a review at www.novusbio.com/reviews/destination/NBP3-13593



NBP3-13593

AG-2/AGR2 Antibody (GT5812) - Azide and BSA Free

Product Information	
Unit Size	100 ul
Concentration	Concentrations vary lot to lot. See vial label for concentration. If unlisted please contact technical services.
Storage	Store at 4C short term. Aliquot and store at -20C long term. Avoid freeze-thaw cycles.
Clonality	Monoclonal
Clone	GT5812
Preservative	No Preservative
Isotype	IgG2b
Purity	Protein A purified
Buffer	PBS

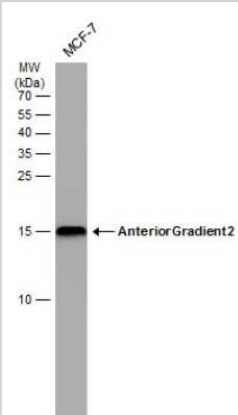
Product Description	
Description	Centrifuge briefly prior to opening.
Host	Mouse
Gene ID	10551
Gene Symbol	AGR2
Species	Human
Reactivity Notes	Zebrafish (82%)
Immunogen	Recombinant protein encompassing a sequence within the center region of human AG-2/AGR2. The exact sequence is proprietary.

Product Application Details	
Applications	Western Blot, Immunohistochemistry-Paraffin, Immunocytochemistry/Immunofluorescence, Immunohistochemistry
Recommended Dilutions	Western Blot, Immunohistochemistry, Immunocytochemistry/Immunofluorescence, Immunohistochemistry-Paraffin

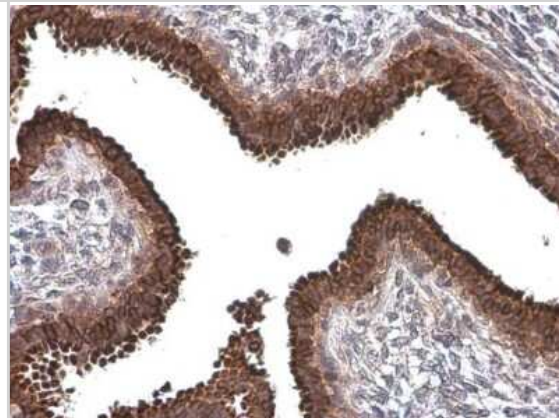


Images

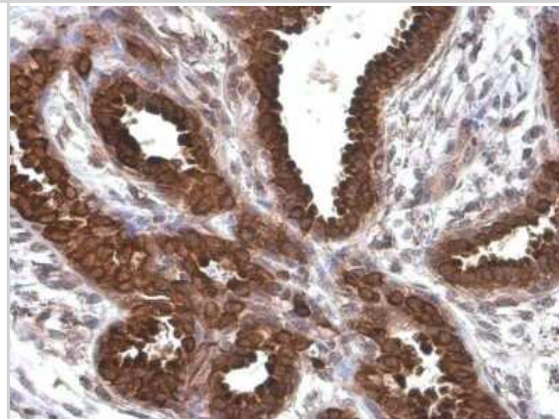
Western Blot: AG-2/AGR2 Antibody (GT5812) [NBP3-13593] - Whole cell extract (30 ug) was separated by 15% SDS-PAGE, and the membrane was blotted with AG-2/AGR2 antibody [GT5812] (NBP3-13593) diluted at 1:5000. The HRP-conjugated anti-mouse IgG antibody (NBP2-19382) was used to detect the primary antibody.



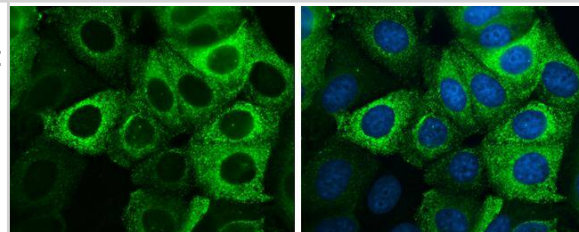
Immunohistochemistry-Paraffin: AG-2/AGR2 Antibody (GT5812) [NBP3-13593] - AG-2/AGR2 antibody [GT5812] detects secreted AG-2/AGR2 protein by immunohistochemical analysis. Sample: Paraffin-embedded human breast carcinoma. AG-2/AGR2 stained by AG-2/AGR2 antibody [GT5812] (NBP3-13593) diluted at 1:200. Antigen Retrieval: Citrate buffer, pH 6.0, 15 min



Immunohistochemistry-Paraffin: AG-2/AGR2 Antibody (GT5812) [NBP3-13593] - AG-2/AGR2 antibody [GT5812] detects secreted AG-2/AGR2 protein by immunohistochemical analysis. Sample: Paraffin-embedded human breast carcinoma. AG-2/AGR2 stained by AG-2/AGR2 antibody [GT5812] (NBP3-13593) diluted at 1:200. Antigen Retrieval: Citrate buffer, pH 6.0, 15 min



Anterior Gradient 2 antibody [GT5812] detects Anterior Gradient 2 protein at endoplasmic reticulum by immunofluorescent analysis. Sample: MCF-7 cells were fixed in 4% paraformaldehyde at RT for 15 min. Green: Anterior Gradient 2 stained by Anterior Gradient 2 antibody [GT5812] (NBP3-13593) diluted at 1:500. Blue: Hoechst 33342 staining.





Novus Biologicals USA

10730 E. Briarwood Avenue
Centennial, CO 80112
USA
Phone: 303.730.1950
Toll Free: 1.888.506.6887
Fax: 303.730.1966
nb-customerservice@bio-techne.com

Bio-Techne Canada

21 Canmotor Ave
Toronto, ON M8Z 4E6
Canada
Phone: 905.827.6400
Toll Free: 855.668.8722
Fax: 905.827.6402
canada.inquires@bio-techne.com

Bio-Techne Ltd

19 Barton Lane
Abingdon Science Park
Abingdon, OX14 3NB, United Kingdom
Phone: (44) (0) 1235 529449
Free Phone: 0800 37 34 15
Fax: (44) (0) 1235 533420
info.EMEA@bio-techne.com

General Contact Information

www.novusbio.com
Technical Support: nb-technical@bio-techne.com
Orders: nb-customerservice@bio-techne.com
General: novus@novusbio.com

Products Related to NBP3-13593

HAF007	Goat anti-Mouse IgG Secondary Antibody [HRP]
NB720-B	Rabbit anti-Mouse IgG (H+L) Secondary Antibody [Biotin]
NBP2-27231	Mouse IgG2b Isotype Control (MPC-11)
NBP1-05933PEP	AG-2/AGR2 Antibody Blocking Peptide

Limitations

This product is for research use only and is not approved for use in humans or in clinical diagnosis. Primary Antibodies are guaranteed for 1 year from date of receipt.

For more information on our 100% guarantee, please visit www.novusbio.com/guarantee

Earn gift cards/discounts by submitting a review: www.novusbio.com/reviews/submit/NBP3-13593

Earn gift cards/discounts by submitting a publication using this product:
www.novusbio.com/publications

