

Product Datasheet

Syntenin 1 Antibody (GT1523) - Azide and BSA Free NBP3-13586

Unit Size: 100 ul

Store at 4C short term. Aliquot and store at -20C long term. Avoid freeze-thaw cycles.

www.novusbio.com



technical@novusbio.com

Protocols, Publications, Related Products, Reviews, Research Tools and Images at:
www.novusbio.com/NBP3-13586

Updated 1/5/2026 v.20.1

Earn rewards for product
reviews and publications.

Submit a publication at www.novusbio.com/publications

Submit a review at www.novusbio.com/reviews/destination/NBP3-13586



NBP3-13586

Syntenin 1 Antibody (GT1523) - Azide and BSA Free

Product Information	
Unit Size	100 ul
Concentration	Concentrations vary lot to lot. See vial label for concentration. If unlisted please contact technical services.
Storage	Store at 4C short term. Aliquot and store at -20C long term. Avoid freeze-thaw cycles.
Clonality	Monoclonal
Clone	GT1523
Preservative	No Preservative
Isotype	IgG2a
Purity	Protein A purified
Buffer	PBS
Target Molecular Weight	32 kDa

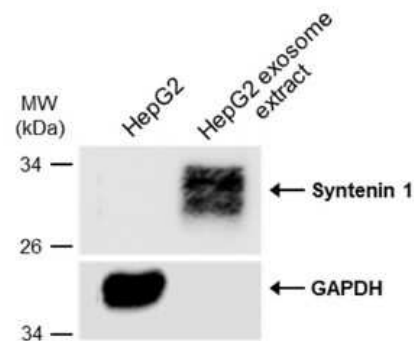
Product Description	
Description	Centrifuge briefly prior to opening.
Host	Mouse
Gene ID	6386
Gene Symbol	SDCBP
Species	Human, Rat
Immunogen	Carrier-protein conjugated synthetic peptide encompassing a sequence within the N-terminus region of human Syntenin 1. The exact sequence is proprietary.

Product Application Details	
Applications	Western Blot, Immunocytochemistry/ Immunofluorescence
Recommended Dilutions	Western Blot 1:500-1:10000, Immunocytochemistry/ Immunofluorescence 1:100-1:1000

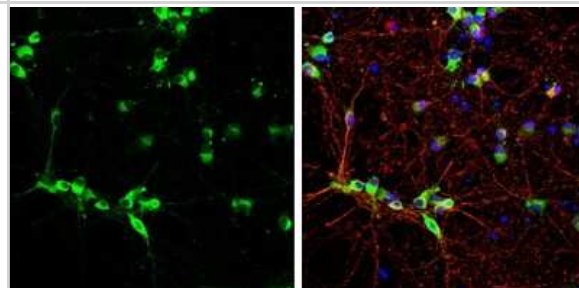


Images

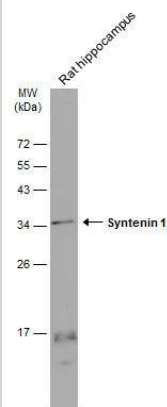
Western Blot: Syntenin 1 Antibody (GT1523) [NBP3-13586] - HepG2 whole cell and exosome extracts (1.8 ug) were separated by 12% SDS-PAGE, and the membrane was blotted with Syntenin 1 antibody [GT1523] (NBP3-13586) diluted at 1:250. The HRP-conjugated anti-mouse IgG antibody (NBP2-19382) was used to detect the primary antibody.



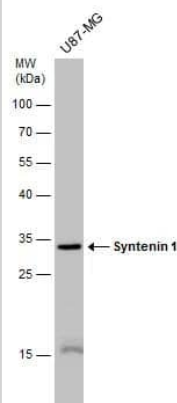
Immunocytochemistry/Immunofluorescence: Syntenin 1 Antibody (GT1523) [NBP3-13586] - Syntenin 1 antibody [GT1523] detects Syntenin 1 protein by immunofluorescent analysis. Sample: DIV10 rat E18 primary cortical neurons were fixed in 4% paraformaldehyde at RT for 15 min. Green: Syntenin 1 protein stained by Syntenin 1 antibody [GT1523] (NBP3-13586) diluted at 1:500. Red: beta Tubulin 3/ Tuj1, stained by beta Tubulin 3/ Tuj1 antibody diluted at 1:500. Blue: Fluoroshield with DAPI.



Rat tissue extract (50 ug) was separated by 12% SDS-PAGE, and the membrane was blotted with Syntenin 1 antibody [GT1523] (NBP3-13586) diluted at 1:1000. The HRP-conjugated anti-mouse IgG antibody was used to detect the primary antibody, and the signal was developed with Trident ECL plus-Enhanced.



Whole cell extract (30 ug) was separated by 12% SDS-PAGE, and the membrane was blotted with Syntenin 1 antibody [GT1523] (NBP3-13586) diluted at 1:5000.





Novus Biologicals USA

10730 E. Briarwood Avenue
Centennial, CO 80112
USA
Phone: 303.730.1950
Toll Free: 1.888.506.6887
Fax: 303.730.1966
nb-customerservice@bio-techne.com

Bio-Techne Canada

21 Canmotor Ave
Toronto, ON M8Z 4E6
Canada
Phone: 905.827.6400
Toll Free: 855.668.8722
Fax: 905.827.6402
canada.inquires@bio-techne.com

Bio-Techne Ltd

19 Barton Lane
Abingdon Science Park
Abingdon, OX14 3NB, United Kingdom
Phone: (44) (0) 1235 529449
Free Phone: 0800 37 34 15
Fax: (44) (0) 1235 533420
info.EMEA@bio-techne.com

General Contact Information

www.novusbio.com
Technical Support: nb-technical@bio-techne.com
Orders: nb-customerservice@bio-techne.com
General: novus@novusbio.com

Products Related to NBP3-13586

HAF007	Goat anti-Mouse IgG Secondary Antibody [HRP]
NB7539	Goat anti-Mouse IgG (H+L) Secondary Antibody [HRP]
NBP1-96778	Mouse IgG2a Isotype Control (M2A)
NBP1-50893-0.1mg	Recombinant Human Syntenin 1 His Protein

Limitations

This product is for research use only and is not approved for use in humans or in clinical diagnosis. Primary Antibodies are guaranteed for 1 year from date of receipt.

For more information on our 100% guarantee, please visit www.novusbio.com/guarantee

Earn gift cards/discounts by submitting a review: www.novusbio.com/reviews/submit/NBP3-13586

Earn gift cards/discounts by submitting a publication using this product:
www.novusbio.com/publications

