

Product Datasheet

QKI/Quaking Antibody (GT228) - Azide and BSA Free NBP3-13577

Unit Size: 100 ul

Store at 4C short term. Aliquot and store at -20C long term. Avoid freeze-thaw cycles.

www.novusbio.com



technical@novusbio.com

Protocols, Publications, Related Products, Reviews, Research Tools and Images at:
www.novusbio.com/NBP3-13577

Updated 3/3/2025 v.20.1

Earn rewards for product
reviews and publications.

Submit a publication at www.novusbio.com/publications

Submit a review at www.novusbio.com/reviews/destination/NBP3-13577



NBP3-13577

QKI/Quaking Antibody (GT228) - Azide and BSA Free

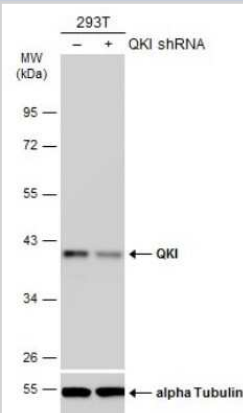
Product Information	
Unit Size	100 ul
Concentration	Concentrations vary lot to lot. See vial label for concentration. If unlisted please contact technical services.
Storage	Store at 4C short term. Aliquot and store at -20C long term. Avoid freeze-thaw cycles.
Clonality	Monoclonal
Clone	GT228
Preservative	No Preservative
Isotype	IgG2b
Purity	Protein A purified
Buffer	PBS

Product Description	
Description	Centrifuge briefly prior to opening.
Host	Mouse
Gene ID	9444
Gene Symbol	QKI
Species	Human, Mouse, Rat
Immunogen	Recombinant protein encompassing a sequence within the center region of human QKI/Quaking. The exact sequence is proprietary.

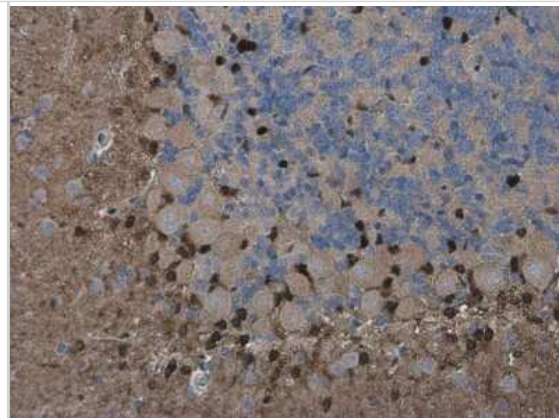
Product Application Details	
Applications	Western Blot, Immunohistochemistry-Paraffin
Recommended Dilutions	Western Blot, Immunohistochemistry-Paraffin

Images


Western Blot: QKI/Quaking Antibody (GT228) [NBP3-13577] - Non-transfected (-) and transfected (+) 293T whole cell extracts (30 ug) were separated by 10% SDS-PAGE, and the membrane was blotted with QKI/Quaking antibody [GT228] (NBP3-13577) diluted at 1:5000. The HRP-conjugated anti-mouse IgG antibody (NBP2-19382) was used to detect the primary antibody.



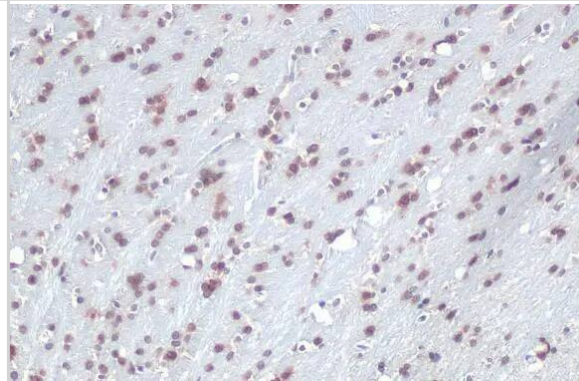
Immunohistochemistry-Paraffin: QKI/Quaking Antibody (GT228) [NBP3-13577] - QKI/Quaking antibody [GT228] detects QKI/Quaking protein at nucleus in rat brain by immunohistochemical analysis. Sample: Paraffin-embedded rat brain. QKI/Quaking antibody [GT228] (NBP3-13577) diluted at 1:200. Antigen Retrieval: Citrate buffer, pH 6.0, 15 min



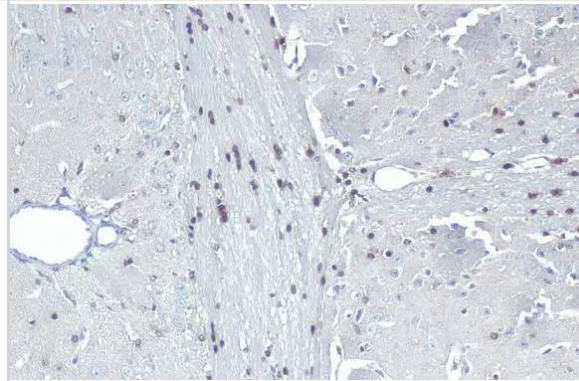
Immunohistochemistry-Paraffin: QKI/Quaking Antibody (GT228) [NBP3-13577] - QKI/Quaking antibody [GT228] detects QKI/Quaking protein at nucleus in mouse brain by immunohistochemical analysis. Sample: Paraffin-embedded mouse brain. QKI/Quaking antibody [GT228] (NBP3-13577) diluted at 1:200. Antigen Retrieval: Citrate buffer, pH 6.0, 15 min



Immunohistochemistry-Paraffin: QKI/Quaking Antibody (GT228) [NBP3-13577] - QKI/Quaking antibody [GT228] detects QKI/Quaking protein at nucleus by immunohistochemical analysis. Sample: Paraffin-embedded rat brain. QKI/Quaking stained by QKI/Quaking antibody [GT228] (NBP3-13577) diluted at 1:200. Antigen Retrieval: Citrate buffer, pH 6.0, 15 min



Immunohistochemistry-Paraffin: QKI/Quaking Antibody (GT228) [NBP3-13577] - QKI/Quaking antibody [GT228] detects QKI/Quaking protein at nucleus by immunohistochemical analysis. Sample: Paraffin-embedded mouse brain. QKI/Quaking stained by QKI/Quaking antibody [GT228] (NBP3-13577) diluted at 1:200. Antigen Retrieval: Citrate buffer, pH 6.0, 15 min





Novus Biologicals USA

10730 E. Briarwood Avenue
Centennial, CO 80112
USA
Phone: 303.730.1950
Toll Free: 1.888.506.6887
Fax: 303.730.1966
nb-customerservice@bio-techne.com

Bio-Techne Canada

21 Canmotor Ave
Toronto, ON M8Z 4E6
Canada
Phone: 905.827.6400
Toll Free: 855.668.8722
Fax: 905.827.6402
canada.inquires@bio-techne.com

Bio-Techne Ltd

19 Barton Lane
Abingdon Science Park
Abingdon, OX14 3NB, United Kingdom
Phone: (44) (0) 1235 529449
Free Phone: 0800 37 34 15
Fax: (44) (0) 1235 533420
info.EMEA@bio-techne.com

General Contact Information

www.novusbio.com
Technical Support: nb-technical@bio-techne.com
Orders: nb-customerservice@bio-techne.com
General: novus@novusbio.com

Products Related to NBP3-13577

HAF007	Goat anti-Mouse IgG Secondary Antibody [HRP]
NB720-B	Rabbit anti-Mouse IgG (H+L) Secondary Antibody [Biotin]
NBP2-27231	Mouse IgG2b Isotype Control (MPC-11)
NBP2-23390	Recombinant Human QKI/Quaking His Protein

Limitations

This product is for research use only and is not approved for use in humans or in clinical diagnosis. Primary Antibodies are guaranteed for 1 year from date of receipt.

For more information on our 100% guarantee, please visit www.novusbio.com/guarantee

Earn gift cards/discounts by submitting a review: www.novusbio.com/reviews/submit/NBP3-13577

Earn gift cards/discounts by submitting a publication using this product:
www.novusbio.com/publications

