

Product Datasheet

ALDH1A3 Antibody (GT926) - Azide and BSA Free NBP3-13570

Unit Size: 100 ul

Store at 4C short term. Aliquot and store at -20C long term. Avoid freeze-thaw cycles.

www.novusbio.com



technical@novusbio.com

Protocols, Publications, Related Products, Reviews, Research Tools and Images at:
www.novusbio.com/NBP3-13570

Updated 9/25/2025 v.20.1

Earn rewards for product
reviews and publications.

Submit a publication at www.novusbio.com/publications

Submit a review at www.novusbio.com/reviews/destination/NBP3-13570



NBP3-13570

ALDH1A3 Antibody (GT926) - Azide and BSA Free


Product Information	
Unit Size	100 ul
Concentration	Concentrations vary lot to lot. See vial label for concentration. If unlisted please contact technical services.
Storage	Store at 4C short term. Aliquot and store at -20C long term. Avoid freeze-thaw cycles.
Clonality	Monoclonal
Clone	GT926
Preservative	No Preservative
Isotype	IgG1
Purity	Protein G purified
Buffer	PBS
Target Molecular Weight	56 kDa

Product Description	
Description	Centrifuge briefly prior to opening.
Host	Mouse
Gene ID	220
Gene Symbol	ALDH1A3
Species	Human, Mouse, Rat
Reactivity Notes	Xenopus laevis (83%), Chicken (88%)
Immunogen	Recombinant protein encompassing a sequence within the center region of human ALDH1A3. The exact sequence is proprietary.

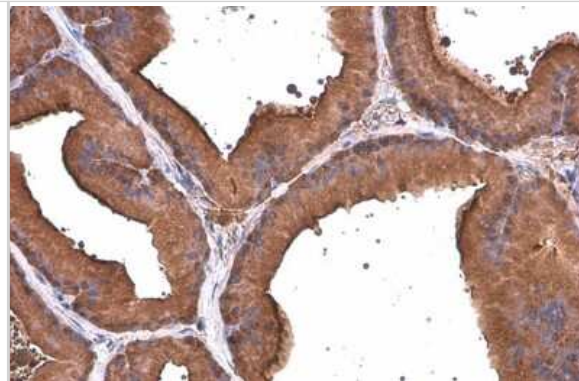
Product Application Details	
Applications	Western Blot, Immunohistochemistry-Paraffin, Immunocytochemistry/Immunofluorescence, Immunohistochemistry
Recommended Dilutions	Western Blot 1:500-1:3000, Immunohistochemistry, Immunocytochemistry/Immunofluorescence 1:100-1:1000, Immunohistochemistry-Paraffin 1:100-1:1000

Images


Western Blot: ALDH1A3 Antibody (GT926) [NBP3-13570] - Whole cell extract (30 ug) was separated by 10% SDS-PAGE, and the membrane was blotted with ALDH1A3 antibody [GT926] (NBP3-13570) diluted at 1:1000. The HRP-conjugated anti-mouse IgG antibody (NBP2-19382) was used to detect the primary antibody.




Immunohistochemistry-Paraffin: ALDH1A3 Antibody (GT926) [NBP3-13570] - Rat prostate. ALDH1A3 stained by ALDH1A3 antibody [926] (NBP3-13570) diluted at 1:200. Antigen Retrieval: Citrate buffer, pH 6.0, 15 min



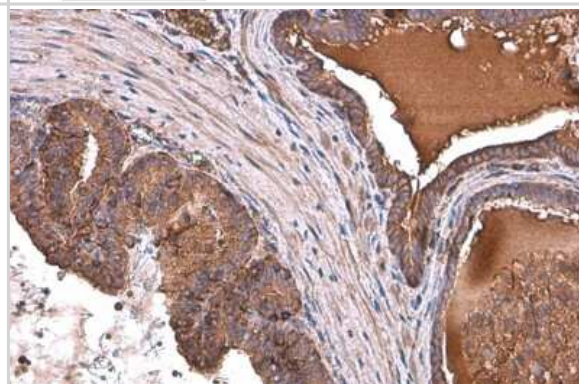
Western Blot: ALDH1A3 Antibody (GT926) [NBP3-13570] - Whole cell extract (30 ug) was separated by 10% SDS-PAGE, and the membrane was blotted with ALDH1A3 antibody [GT926] (NBP3-13570) diluted at 1:3000.



Western Blot: ALDH1A3 Antibody (GT926) [NBP3-13570] - Various whole cell extracts (30 ug) were separated by 10% SDS-PAGE, and the membrane was blotted with ALDH1A3 antibody [GT926] (NBP3-13570) diluted at 1:1000. The HRP-conjugated anti-mouse IgG antibody (NBP2-19382) was used to detect the primary antibody.



Immunohistochemistry-Paraffin: ALDH1A3 Antibody (GT926) [NBP3-13570] - Mouse prostate. ALDH1A3 stained by ALDH1A3 antibody [926] (NBP3-13570) diluted at 1:200. Antigen Retrieval: Citrate buffer, pH 6.0, 15 min.

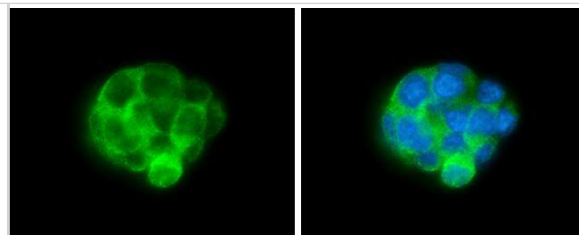


ALDH1A3 antibody [GT926] detects ALDH1A3 protein at cytoplasm by immunofluorescent analysis.

Sample: Hep G2 cells were fixed in 4% paraformaldehyde at RT for 15 min.

Green: ALDH1A3 protein stained by ALDH1A3 antibody [GT926] (NBP3-13570) diluted at 1:500.

Blue: Hoechst 33342 staining.





Novus Biologicals USA

10730 E. Briarwood Avenue
Centennial, CO 80112
USA
Phone: 303.730.1950
Toll Free: 1.888.506.6887
Fax: 303.730.1966
nb-customerservice@bio-techne.com

Bio-Techne Canada

21 Canmotor Ave
Toronto, ON M8Z 4E6
Canada
Phone: 905.827.6400
Toll Free: 855.668.8722
Fax: 905.827.6402
canada.inquires@bio-techne.com

Bio-Techne Ltd

19 Barton Lane
Abingdon Science Park
Abingdon, OX14 3NB, United Kingdom
Phone: (44) (0) 1235 529449
Free Phone: 0800 37 34 15
Fax: (44) (0) 1235 533420
info.EMEA@bio-techne.com

General Contact Information

www.novusbio.com
Technical Support: nb-technical@bio-techne.com
Orders: nb-customerservice@bio-techne.com
General: novus@novusbio.com

Products Related to NBP3-13570

HAF007	Goat anti-Mouse IgG Secondary Antibody [HRP]
NB7539	Goat anti-Mouse IgG (H+L) Secondary Antibody [HRP]
NBP1-97005-0.5mg	Mouse IgG1 Isotype Control (MG1)
NBP2-56464PEP	ALDH1A3 Recombinant Protein Antigen

Limitations

This product is for research use only and is not approved for use in humans or in clinical diagnosis. Primary Antibodies are guaranteed for 1 year from date of receipt.

For more information on our 100% guarantee, please visit www.novusbio.com/guarantee

Earn gift cards/discounts by submitting a review: www.novusbio.com/reviews/submit/NBP3-13570

Earn gift cards/discounts by submitting a publication using this product:
www.novusbio.com/publications

