

Product Datasheet

p130Cas/BCAR1 Antibody (GT331) - Azide and BSA Free NBP3-13565

Unit Size: 100 ul

Store at 4C short term. Aliquot and store at -20C long term. Avoid freeze-thaw cycles.

www.novusbio.com



technical@novusbio.com

Protocols, Publications, Related Products, Reviews, Research Tools and Images at:
www.novusbio.com/NBP3-13565

Updated 9/25/2025 v.20.1

Earn rewards for product
reviews and publications.

Submit a publication at www.novusbio.com/publications

Submit a review at www.novusbio.com/reviews/destination/NBP3-13565



NBP3-13565

p130Cas/BCAR1 Antibody (GT331) - Azide and BSA Free

Product Information	
Unit Size	100 ul
Concentration	Concentrations vary lot to lot. See vial label for concentration. If unlisted please contact technical services.
Storage	Store at 4C short term. Aliquot and store at -20C long term. Avoid freeze-thaw cycles.
Clonality	Monoclonal
Clone	GT331
Preservative	No Preservative
Isotype	IgG1
Purity	Protein G purified
Buffer	PBS, 20% Glycerol


Product Description	
Description	Centrifuge briefly prior to opening.
Host	Mouse
Gene ID	9564
Gene Symbol	BCAR1
Species	Human, Mouse, Rat
Reactivity Notes	Mouse (88%), Rat (88%), Bovine (88%)
Immunogen	Recombinant protein encompassing a sequence within the center region of human p130Cas/BCAR1. The exact sequence is proprietary.

Product Application Details	
Applications	Western Blot, Immunohistochemistry-Paraffin, Immunohistochemistry, Immunohistochemistry-Frozen
Recommended Dilutions	Western Blot, Immunohistochemistry, Immunohistochemistry-Paraffin, Immunohistochemistry-Frozen

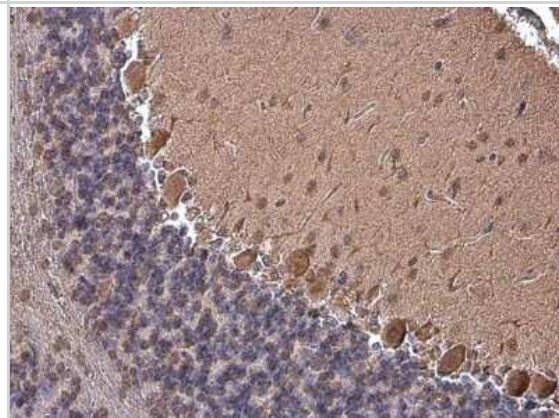


Images

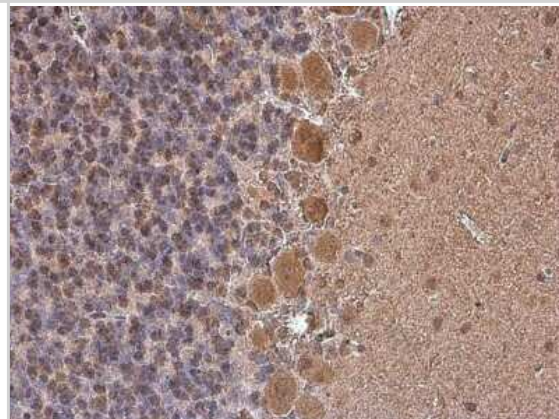
Western Blot: p130Cas/BCAR1 Antibody (GT331) [NBP3-13565] -
Whole cell extract (30 ug) was separated by 7.5% SDS-PAGE, and the membrane was blotted with p130Cas/BCAR1 antibody [GT331] (NBP3-13565) diluted at 1:500. The HRP-conjugated anti-mouse IgG antibody was used to detect the primary antibody.



Immunohistochemistry-Paraffin: p130Cas/BCAR1 Antibody (GT331) [NBP3-13565] - p130Cas/BCAR1 antibody [GT331] detects p130Cas/BCAR1 protein at cytoplasm in mouse brain by immunohistochemical analysis. Sample: Paraffin-embedded mouse brain. p130Cas/BCAR1 antibody [GT331] (NBP3-13565) diluted at 1:200. Antigen Retrieval: Citrate buffer, pH 6.0, 15 min

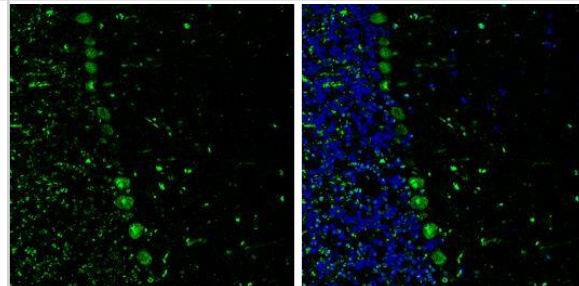


Immunohistochemistry-Paraffin: p130Cas/BCAR1 Antibody (GT331) [NBP3-13565] - p130Cas/BCAR1 antibody [GT331] detects p130Cas/BCAR1 protein at cytoplasm in rat brain by immunohistochemical analysis. Sample: Paraffin-embedded rat brain. p130Cas/BCAR1 antibody [GT331] (NBP3-13565) diluted at 1:200. Antigen Retrieval: Citrate buffer, pH 6.0, 15 min



p130Cas antibody [GT331] detects p130Cas protein expression by immunohistochemical analysis.
Sample: Frozen-sectioned adult mouse cerebellum.
Green: p130Cas protein stained by p130Cas antibody [GT331] (NBP3-13565) diluted at 1:250.
Blue: Fluoroshield with DAPI .

Antigen Retrieval: Citrate buffer, pH 6.0, 10 min





Novus Biologicals USA

10730 E. Briarwood Avenue
Centennial, CO 80112
USA
Phone: 303.730.1950
Toll Free: 1.888.506.6887
Fax: 303.730.1966
nb-customerservice@bio-techne.com

Bio-Techne Canada

21 Canmotor Ave
Toronto, ON M8Z 4E6
Canada
Phone: 905.827.6400
Toll Free: 855.668.8722
Fax: 905.827.6402
canada.inquires@bio-techne.com

Bio-Techne Ltd

19 Barton Lane
Abingdon Science Park
Abingdon, OX14 3NB, United Kingdom
Phone: (44) (0) 1235 529449
Free Phone: 0800 37 34 15
Fax: (44) (0) 1235 533420
info.EMEA@bio-techne.com

General Contact Information

www.novusbio.com
Technical Support: nb-technical@bio-techne.com
Orders: nb-customerservice@bio-techne.com
General: novus@novusbio.com

Products Related to NBP3-13565

HAF007	Goat anti-Mouse IgG Secondary Antibody [HRP]
NB720-B	Rabbit anti-Mouse IgG (H+L) Secondary Antibody [Biotin]
NBP1-97005-0.5mg	Mouse IgG1 Isotype Control (MG1)
NBP2-51554-0.05mg	Recombinant Human p130Cas/BCAR1 His Protein

Limitations

This product is for research use only and is not approved for use in humans or in clinical diagnosis. Primary Antibodies are guaranteed for 1 year from date of receipt.

For more information on our 100% guarantee, please visit www.novusbio.com/guarantee

Earn gift cards/discounts by submitting a review: www.novusbio.com/reviews/submit/NBP3-13565

Earn gift cards/discounts by submitting a publication using this product:
www.novusbio.com/publications

