

Product Datasheet

VAMP-5 Antibody (3E5) - Azide and BSA Free NBP3-13515

Unit Size: 100 ul

Store at 4C short term. Aliquot and store at -20C long term. Avoid freeze-thaw cycles.

www.novusbio.com



technical@novusbio.com

Protocols, Publications, Related Products, Reviews, Research Tools and Images at:
www.novusbio.com/NBP3-13515

Updated 9/25/2025 v.20.1

Earn rewards for product
reviews and publications.

Submit a publication at www.novusbio.com/publications

Submit a review at www.novusbio.com/reviews/destination/NBP3-13515



NBP3-13515

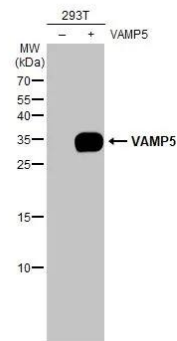
VAMP-5 Antibody (3E5) - Azide and BSA Free

Product Information	
Unit Size	100 ul
Concentration	Concentrations vary lot to lot. See vial label for concentration. If unlisted please contact technical services.
Storage	Store at 4C short term. Aliquot and store at -20C long term. Avoid freeze-thaw cycles.
Clonality	Monoclonal
Clone	3E5
Preservative	No Preservative
Isotype	IgG2a
Purity	Protein A purified
Buffer	PBS, 20% Glycerol
Product Description	
Description	Centrifuge briefly prior to opening.
Host	Mouse
Gene ID	10791
Gene Symbol	VAMP5
Species	Human
Immunogen	The immunogen used to generate this antibody corresponds to human VAMP-5.
Product Application Details	
Applications	Western Blot, Immunocytochemistry/ Immunofluorescence
Recommended Dilutions	Western Blot, Immunocytochemistry/ Immunofluorescence



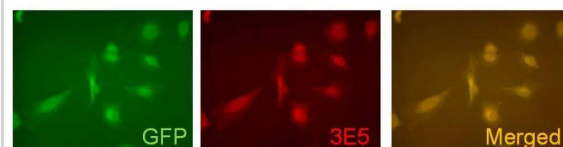
Images

Western Blot: VAMP-5 Antibody (3E5) [NBP3-13515] - Non-transfected (-) and transfected (+) 293T whole cell extracts (30 ug) were separated by 15% SDS-PAGE, and the membrane was blotted with VAMP-5 antibody [3E5] (NBP3-13515) diluted at 1:5000. The HRP-conjugated anti-mouse IgG antibody was used to detect the primary antibody.




ICC/IF analysis of pLEGFP-C1-hV5p transfected HeLa cells using NBP3-13515 VAMP5 antibody [3E5].

Red : Primary antibody



ICC/IF analysis of transfected NRK cells (V5V4-GFP) using NBP3-13515 VAMP5 antibody [3E5].

Red : Primary antibody





Novus Biologicals USA

10730 E. Briarwood Avenue
Centennial, CO 80112
USA
Phone: 303.730.1950
Toll Free: 1.888.506.6887
Fax: 303.730.1966
nb-customerservice@bio-techne.com

Bio-Techne Canada

21 Canmotor Ave
Toronto, ON M8Z 4E6
Canada
Phone: 905.827.6400
Toll Free: 855.668.8722
Fax: 905.827.6402
canada.inquires@bio-techne.com

Bio-Techne Ltd

19 Barton Lane
Abingdon Science Park
Abingdon, OX14 3NB, United Kingdom
Phone: (44) (0) 1235 529449
Free Phone: 0800 37 34 15
Fax: (44) (0) 1235 533420
info.EMEA@bio-techne.com

General Contact Information

www.novusbio.com
Technical Support: nb-technical@bio-techne.com
Orders: nb-customerservice@bio-techne.com
General: novus@novusbio.com

Products Related to NBP3-13515

HAF007	Goat anti-Mouse IgG Secondary Antibody [HRP]
NB720-B	Rabbit anti-Mouse IgG (H+L) Secondary Antibody [Biotin]
NBP1-96778	Mouse IgG2a Isotype Control (M2A)
NBC1-22935-0.1mg	Recombinant Human VAMP-5 His Protein

Limitations

This product is for research use only and is not approved for use in humans or in clinical diagnosis. Primary Antibodies are guaranteed for 1 year from date of receipt.

For more information on our 100% guarantee, please visit www.novusbio.com/guarantee

Earn gift cards/discounts by submitting a review: www.novusbio.com/reviews/submit/NBP3-13515

Earn gift cards/discounts by submitting a publication using this product:
www.novusbio.com/publications

