

Product Datasheet

Synapsin II Antibody - BSA Free NBP3-13445

Unit Size: 100 ul

Store at 4C short term. Aliquot and store at -20C long term. Avoid freeze-thaw cycles.

www.novusbio.com



technical@novusbio.com

Protocols, Publications, Related Products, Reviews, Research Tools and Images at:
www.novusbio.com/NBP3-13445

Updated 3/3/2025 v.20.1

Earn rewards for product
reviews and publications.

Submit a publication at www.novusbio.com/publications

Submit a review at www.novusbio.com/reviews/destination/NBP3-13445



NBP3-13445

Synapsin II Antibody - BSA Free

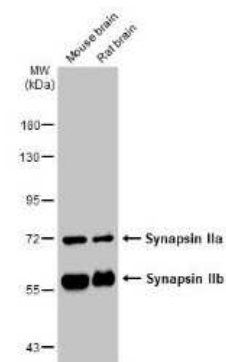
Product Information	
Unit Size	100 ul
Concentration	Concentrations vary lot to lot. See vial label for concentration. If unlisted please contact technical services.
Storage	Store at 4C short term. Aliquot and store at -20C long term. Avoid freeze-thaw cycles.
Clonality	Polyclonal
Preservative	0.025% Proclin 300
Isotype	IgG
Purity	Antigen Affinity-purified
Buffer	PBS (pH 7), 20% Glycerol
Target Molecular Weight	63 kDa

Product Description	
Description	Centrifuge briefly prior to opening.
Host	Rabbit
Gene ID	6854
Gene Symbol	SYN2
Species	Human, Mouse, Rat
Immunogen	Recombinant protein encompassing a sequence within the center region of mouse Synapsin II. The exact sequence is proprietary.

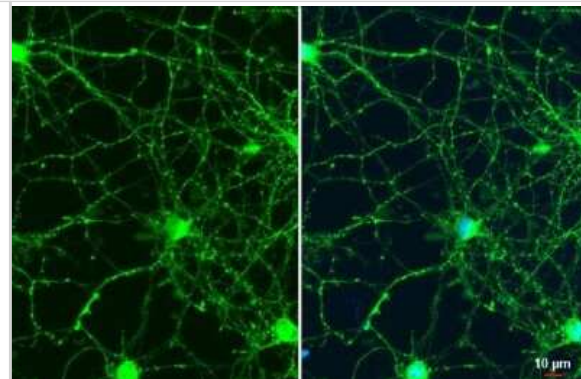
Product Application Details	
Applications	Western Blot, Immunohistochemistry-Paraffin, Immunocytochemistry/Immunofluorescence, Immunohistochemistry
Recommended Dilutions	Western Blot 1:5000-1:500000, Immunohistochemistry, Immunocytochemistry/Immunofluorescence, Immunohistochemistry-Paraffin
Application Notes	ICC/IF, IHC, IHC-P, Assay dependent

Images

Western Blot: Synapsin II Antibody [NBP3-13445] - Various tissue extracts (50 ug) were separated by 7.5% SDS-PAGE, and the membrane was blotted with Synapsin II antibody (NBP3-13445) diluted at 1:100000. The HRP-conjugated anti-rabbit IgG antibody (NBP2-19301) was used to detect the primary antibody.



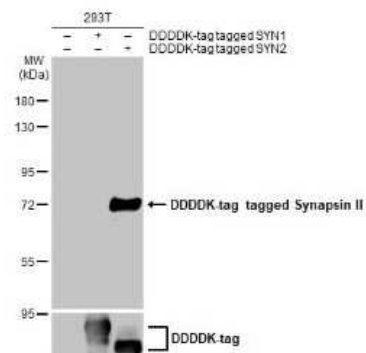
Immunocytochemistry/Immunofluorescence: Synapsin II Antibody [NBP3-13445] - Synapsin II antibody detects Synapsin II protein at Synapse by immunofluorescent analysis. Sample: DIV10 rat hippocampal neuron cells were fixed in 4% paraformaldehyde at RT for 15 min. Green: Synapsin II stained by Synapsin II antibody (NBP3-13445) diluted at 1:500. Red: Tau, a marker, stained by Tau antibody [GT287] diluted at 1:500.



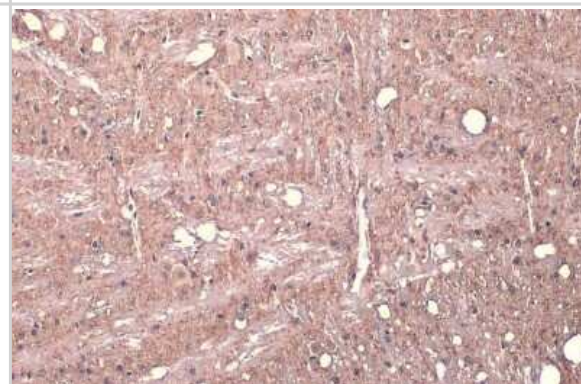
Immunohistochemistry-Paraffin: Synapsin II Antibody [NBP3-13445] - Rat brain. Synapsin II stained by Synapsin II antibody (NBP3-13445) diluted at 1:500. Antigen Retrieval: Citrate buffer, pH 6.0, 15 min.



Western Blot: Synapsin II Antibody [NBP3-13445] - Non-transfected (-) and transfected (+) 293T whole cell extracts (30 ug) were separated by 7.5% SDS-PAGE, and the membrane was blotted with Synapsin II antibody (NBP3-13445) diluted at 1:500000. The HRP-conjugated anti-rabbit IgG antibody (NBP2-19301) was used to detect the primary antibody.



Immunohistochemistry-Paraffin: Synapsin II Antibody [NBP3-13445] - Mouse brain. Synapsin II stained by Synapsin II antibody (NBP3-13445) diluted at 1:500. Antigen Retrieval: Citrate buffer, pH 6.0, 15 min.





Novus Biologicals USA

10730 E. Briarwood Avenue
Centennial, CO 80112
USA
Phone: 303.730.1950
Toll Free: 1.888.506.6887
Fax: 303.730.1966
nb-customerservice@bio-techne.com

Bio-Techne Canada

21 Canmotor Ave
Toronto, ON M8Z 4E6
Canada
Phone: 905.827.6400
Toll Free: 855.668.8722
Fax: 905.827.6402
canada.inquires@bio-techne.com

Bio-Techne Ltd

19 Barton Lane
Abingdon Science Park
Abingdon, OX14 3NB, United Kingdom
Phone: (44) (0) 1235 529449
Free Phone: 0800 37 34 15
Fax: (44) (0) 1235 533420
info.EMEA@bio-techne.com

General Contact Information

www.novusbio.com
Technical Support: nb-technical@bio-techne.com
Orders: nb-customerservice@bio-techne.com
General: novus@novusbio.com

Products Related to NBP3-13445

HAF008	Goat anti-Rabbit IgG Secondary Antibody [HRP]
NB7160	Goat anti-Rabbit IgG (H+L) Secondary Antibody [HRP]
NBP2-24891	Rabbit IgG Isotype Control
H00006854-Q01-10ug	Recombinant Human Synapsin II GST (N-Term) Protein

Limitations

This product is for research use only and is not approved for use in humans or in clinical diagnosis. Primary Antibodies are guaranteed for 1 year from date of receipt.

For more information on our 100% guarantee, please visit www.novusbio.com/guarantee

Earn gift cards/discounts by submitting a review: www.novusbio.com/reviews/submit/NBP3-13445

Earn gift cards/discounts by submitting a publication using this product:
www.novusbio.com/publications

