

Product Datasheet

CDK5 Activator 1 Antibody - BSA Free NBP3-13279

Unit Size: 100 ul

Store at 4C short term. Aliquot and store at -20C long term. Avoid freeze-thaw cycles.

www.novusbio.com



technical@novusbio.com

Protocols, Publications, Related Products, Reviews, Research Tools and Images at:
www.novusbio.com/NBP3-13279

Updated 3/3/2025 v.20.1

Earn rewards for product
reviews and publications.

Submit a publication at www.novusbio.com/publications

Submit a review at www.novusbio.com/reviews/destination/NBP3-13279



NBP3-13279

CDK5 Activator 1 Antibody - BSA Free

Product Information	
Unit Size	100 ul
Concentration	Concentrations vary lot to lot. See vial label for concentration. If unlisted please contact technical services.
Storage	Store at 4C short term. Aliquot and store at -20C long term. Avoid freeze-thaw cycles.
Clonality	Polyclonal
Preservative	0.025% Proclin 300
Isotype	IgG
Purity	Antigen Affinity-purified
Buffer	PBS (pH 7), 20% Glycerol


Product Description	
Description	Centrifuge briefly prior to opening.
Host	Rabbit
Gene ID	8851
Gene Symbol	CDK5R1
Species	Human, Mouse, Rat
Immunogen	Carrier-protein conjugated synthetic peptide encompassing a sequence within the C-terminus region of human CDK5 Activator 1. The exact sequence is proprietary.

Product Application Details	
Applications	Western Blot, Immunohistochemistry-Paraffin, Immunocytochemistry/Immunofluorescence, Immunohistochemistry
Recommended Dilutions	Western Blot, Immunohistochemistry, Immunocytochemistry/Immunofluorescence, Immunohistochemistry-Paraffin

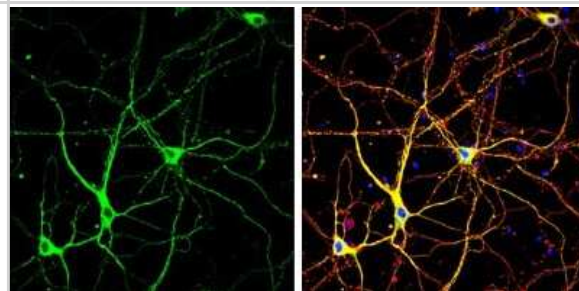


Images

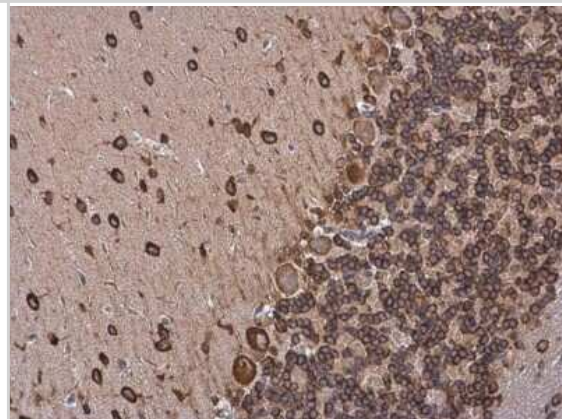
Western Blot: CDK5 Activator 1 Antibody [NBP3-13279] - Whole cell extract (30 ug) was separated by 12% SDS-PAGE, and the membranes were blotted with CDK5 Activator 1 antibody (NBP3-13279) diluted at 1:1000 and competitor's antibody diluted by 1:100. The HRP-conjugated anti-rabbit IgG antibody (NBP2-19301) was used to detect the primary antibody.



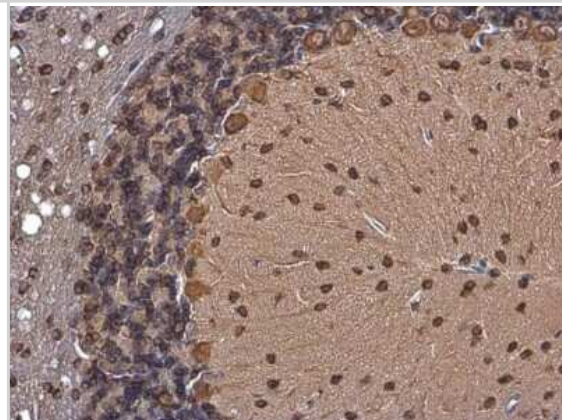
Immunocytochemistry/Immunofluorescence: CDK5 Activator 1 Antibody [NBP3-13279] - CDK5 Activator 1 antibody detects CDK5 Activator 1 protein by immunofluorescent analysis. Sample: DIV10 rat E18 primary cortical neuron cells were fixed in 4% paraformaldehyde at RT for 15 min. Green: CDK5 Activator 1 stained by CDK5 Activator 1 antibody (NBP3-13279) diluted at 1:500. Red: alpha Tubulin, stained by alpha Tubulin antibody [GT114] (NBP2-43837) diluted at 1:500. Blue: Fluoroshield with DAPI.



Immunohistochemistry-Paraffin: CDK5 Activator 1 Antibody [NBP3-13279] - CDK5 Activator 1 antibody detects CDK5 Activator 1 protein by immunohistochemical analysis. Sample: Paraffin-embedded rat brain. CDK5 Activator 1 stained by CDK5 Activator 1 antibody (NBP3-13279) diluted at 1:500. Antigen Retrieval: Citrate buffer, pH 6.0, 15 min



Immunohistochemistry-Paraffin: CDK5 Activator 1 Antibody [NBP3-13279] - CDK5 Activator 1 antibody detects CDK5 Activator 1 protein by immunohistochemical analysis. Sample: Paraffin-embedded mouse brain. CDK5 Activator 1 stained by CDK5 Activator 1 antibody (NBP3-13279) diluted at 1:500. Antigen Retrieval: Citrate buffer, pH 6.0, 15 min





Novus Biologicals USA

10730 E. Briarwood Avenue
Centennial, CO 80112
USA
Phone: 303.730.1950
Toll Free: 1.888.506.6887
Fax: 303.730.1966
nb-customerservice@bio-techne.com

Bio-Techne Canada

21 Canmotor Ave
Toronto, ON M8Z 4E6
Canada
Phone: 905.827.6400
Toll Free: 855.668.8722
Fax: 905.827.6402
canada.inquires@bio-techne.com

Bio-Techne Ltd

19 Barton Lane
Abingdon Science Park
Abingdon, OX14 3NB, United Kingdom
Phone: (44) (0) 1235 529449
Free Phone: 0800 37 34 15
Fax: (44) (0) 1235 533420
info.EMEA@bio-techne.com

General Contact Information

www.novusbio.com
Technical Support: nb-technical@bio-techne.com
Orders: nb-customerservice@bio-techne.com
General: novus@novusbio.com

Products Related to NBP3-13279

HAF008	Goat anti-Rabbit IgG Secondary Antibody [HRP]
NB7160	Goat anti-Rabbit IgG (H+L) Secondary Antibody [HRP]
NBP2-24891	Rabbit IgG Isotype Control
H00008851-Q01-10ug	Recombinant Human CDK5 Activator 1 GST (N-Term) Protein

Limitations

This product is for research use only and is not approved for use in humans or in clinical diagnosis. Primary Antibodies are guaranteed for 1 year from date of receipt.

For more information on our 100% guarantee, please visit www.novusbio.com/guarantee

Earn gift cards/discounts by submitting a review: www.novusbio.com/reviews/submit/NBP3-13279

Earn gift cards/discounts by submitting a publication using this product:
www.novusbio.com/publications

