

# Product Datasheet

## Src [p Tyr527] Antibody NBP3-13245

Unit Size: 100 ul

Store at 4C short term. Aliquot and store at -20C long term. Avoid freeze-thaw cycles.

[www.novusbio.com](http://www.novusbio.com)



[technical@novusbio.com](mailto:technical@novusbio.com)

Protocols, Publications, Related Products, Reviews, Research Tools and Images at:  
[www.novusbio.com/NBP3-13245](http://www.novusbio.com/NBP3-13245)

Updated 9/25/2025 v.20.1

Earn rewards for product  
reviews and publications.

Submit a publication at [www.novusbio.com/publications](http://www.novusbio.com/publications)

Submit a review at [www.novusbio.com/reviews/destination/NBP3-13245](http://www.novusbio.com/reviews/destination/NBP3-13245)



**NBP3-13245**

Src [p Tyr527] Antibody

Product Information	
Unit Size	100 ul
Concentration	Concentrations vary lot to lot. See vial label for concentration. If unlisted please contact technical services.
Storage	Store at 4C short term. Aliquot and store at -20C long term. Avoid freeze-thaw cycles.
Clonality	Polyclonal
Preservative	0.025% Proclin 300
Isotype	IgG
Purity	Antigen Affinity-purified
Buffer	PBS, 1% BSA, 20% Glycerol


Product Description	
Description	Centrifuge briefly prior to opening.
Host	Rabbit
Gene ID	6714
Gene Symbol	SRC
Species	Human, Mouse, Rat
Immunogen	Carrier-protein conjugated synthetic peptide encompassing a sequence within the C-terminus region of Human Src (phospho Tyr529). The exact sequence is proprietary. The Tyr529 of human Src is equivalent to Tyr527 of chicken Src.

Product Application Details	
Applications	Western Blot
Recommended Dilutions	Western Blot




## Images


Western Blot: Src [p Tyr527] Antibody [NBP3-13245] - Untreated (-) and treated (+) NIH-3T3 whole cell extracts (20 ug) were separated by 10% SDS-PAGE, and the membrane was blotted with Src (phospho Tyr527) antibody (NBP3-13245) diluted at 1:1000. The HRP-conjugated anti-rabbit IgG antibody (NBP2-19301) was used to detect the primary antibody.



Western Blot: Src [p Tyr527] Antibody [NBP3-13245] - Various whole cell extracts (30 ug) were separated by 10% SDS-PAGE, and the membrane was blotted with Src (phospho Tyr529) antibody (NBP3-13245) diluted at 1:1000. The HRP-conjugated anti-rabbit IgG antibody (NBP2-19301) was used to detect the primary antibody.



Western Blot: Src [p Tyr527] Antibody [NBP3-13245] - Various whole cell extracts (30 ug) were separated by 10% SDS-PAGE, and the membrane was blotted with Src (phospho Tyr527) antibody (NBP3-13245) diluted at 1:1000. The HRP-conjugated anti-rabbit IgG antibody (NBP2-19301) was used to detect the primary antibody.





### **Novus Biologicals USA**

10730 E. Briarwood Avenue  
Centennial, CO 80112  
USA  
Phone: 303.730.1950  
Toll Free: 1.888.506.6887  
Fax: 303.730.1966  
nb-customerservice@bio-techne.com

### **Bio-Techne Canada**

21 Canmotor Ave  
Toronto, ON M8Z 4E6  
Canada  
Phone: 905.827.6400  
Toll Free: 855.668.8722  
Fax: 905.827.6402  
canada.inquires@bio-techne.com

### **Bio-Techne Ltd**

19 Barton Lane  
Abingdon Science Park  
Abingdon, OX14 3NB, United Kingdom  
Phone: (44) (0) 1235 529449  
Free Phone: 0800 37 34 15  
Fax: (44) (0) 1235 533420  
info.EMEA@bio-techne.com

### **General Contact Information**

www.novusbio.com  
Technical Support: nb-technical@bio-techne.com  
Orders: nb-customerservice@bio-techne.com  
General: novus@novusbio.com

### **Products Related to NBP3-13245**

---

HAF008	Goat anti-Rabbit IgG Secondary Antibody [HRP]
NB7160	Goat anti-Rabbit IgG (H+L) Secondary Antibody [HRP]
NBP2-24891	Rabbit IgG Isotype Control
NBP2-38165PEP	Src Recombinant Protein Antigen

---

### **Limitations**

This product is for research use only and is not approved for use in humans or in clinical diagnosis. Primary Antibodies are guaranteed for 1 year from date of receipt.

For more information on our 100% guarantee, please visit [www.novusbio.com/guarantee](http://www.novusbio.com/guarantee)

Earn gift cards/discounts by submitting a review: [www.novusbio.com/reviews/submit/NBP3-13245](http://www.novusbio.com/reviews/submit/NBP3-13245)

Earn gift cards/discounts by submitting a publication using this product:  
[www.novusbio.com/publications](http://www.novusbio.com/publications)

