

Product Datasheet

4EBP1 [p Thr46, p Thr37] Antibody NBP3-13170

Unit Size: 100 ul

Store at 4C short term. Aliquot and store at -20C long term. Avoid freeze-thaw cycles.

www.novusbio.com



technical@novusbio.com

Protocols, Publications, Related Products, Reviews, Research Tools and Images at:
www.novusbio.com/NBP3-13170

Updated 7/18/2024 v.20.1

Earn rewards for product
reviews and publications.

Submit a publication at www.novusbio.com/publications

Submit a review at www.novusbio.com/reviews/destination/NBP3-13170



NBP3-13170**4EBP1 [p Thr46, p Thr37] Antibody**

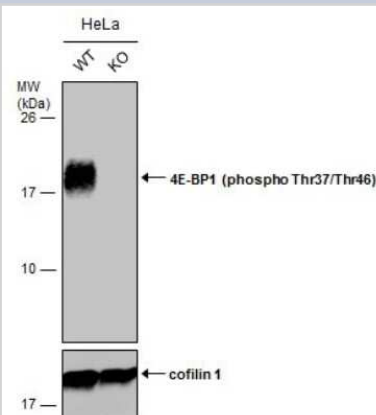
Product Information	
Unit Size	100 ul
Concentration	Concentrations vary lot to lot. See vial label for concentration. If unlisted please contact technical services.
Storage	Store at 4C short term. Aliquot and store at -20C long term. Avoid freeze-thaw cycles.
Clonality	Polyclonal
Preservative	0.025% Proclin 300
Isotype	IgG
Purity	Antigen Affinity-purified
Buffer	PBS (pH 7), 20% Glycerol, 1% BSA
Target Molecular Weight	13 kDa

Product Description	
Description	Centrifuge briefly prior to opening.
Host	Rabbit
Gene ID	1978
Gene Symbol	EIF4EBP1
Species	Human, Mouse, Rat, Drosophila
Immunogen	Carrier-protein conjugated synthetic peptide surrounding phospho Thr37/Thr46 of human 4EBP1. The exact sequence is proprietary.


Product Application Details	
Applications	Western Blot
Recommended Dilutions	Western Blot 1:1000-1:10000

Images

Western Blot: 4EBP1 [p Thr46, p Thr37] Antibody [NBP3-13170] - Wild-type (WT) and 4EBP1 (phospho Thr37/Thr46) knockout (KO) HeLa cell extracts (30 ug) were separated by 15% SDS-PAGE, and the membrane was blotted with 4EBP1 (phospho Thr37/Thr46) antibody (NBP3-13170) diluted at 1:500. The HRP-conjugated anti-rabbit IgG antibody (NBP2-19301) was used to detect the primary antibody.




Western Blot: 4EBP1 [p Thr46, p Thr37] Antibody [NBP3-13170] - Untreated (-) and treated (+) 293T whole cell extracts (30 ug) were separated by 15% SDS-PAGE, and the membrane was blotted with 4EBP1 (phospho Thr37/Thr46) antibody (NBP3-13170) diluted at 1:1000.




Western Blot: 4EBP1 [p Thr46, p Thr37] Antibody [NBP3-13170] - Various whole cell extracts (30 ug) were separated by 15% SDS-PAGE, and the membrane was blotted with 4EBP1 (phospho Thr37/Thr46) antibody (NBP3-13170) diluted at 1:5000. The HRP-conjugated anti-rabbit IgG antibody (NBP2-19301) was used to detect the primary antibody.



Western Blot: 4EBP1 [p Thr46, p Thr37] Antibody [NBP3-13170] - Various whole cell extracts (30 ug) were separated by 15% SDS-PAGE, and the membrane was blotted with 4EBP1 (phospho Thr37/Thr46) antibody (NBP3-13170) diluted at 1:5000. The HRP-conjugated anti-rabbit IgG antibody (NBP2-19301) was used to detect the primary antibody.



Western Blot: 4EBP1 [p Thr46, p Thr37] Antibody [NBP3-13170] - Whole cell extract (30 ug) was separated by 15% SDS-PAGE, and the membrane was blotted with 4EBP1 antibody (NBP3-13170) diluted at 1:1000. The HRP-conjugated anti-rabbit IgG antibody was used to detect the primary antibody.





Novus Biologicals USA

10730 E. Briarwood Avenue
Centennial, CO 80112
USA
Phone: 303.730.1950
Toll Free: 1.888.506.6887
Fax: 303.730.1966
nb-customerservice@bio-techne.com

Bio-Techne Canada

21 Canmotor Ave
Toronto, ON M8Z 4E6
Canada
Phone: 905.827.6400
Toll Free: 855.668.8722
Fax: 905.827.6402
canada.inquires@bio-techne.com

Bio-Techne Ltd

19 Barton Lane
Abingdon Science Park
Abingdon, OX14 3NB, United Kingdom
Phone: (44) (0) 1235 529449
Free Phone: 0800 37 34 15
Fax: (44) (0) 1235 533420
info.EMEA@bio-techne.com

General Contact Information

www.novusbio.com
Technical Support: nb-technical@bio-techne.com
Orders: nb-customerservice@bio-techne.com
General: novus@novusbio.com

Products Related to NBP3-13170

HAF008	Goat anti-Rabbit IgG Secondary Antibody [HRP]
NB7160	Goat anti-Rabbit IgG (H+L) Secondary Antibody [HRP]
NBP2-24891	Rabbit IgG Isotype Control
NBP1-30218	Recombinant Human 4EBP1 His Protein

Limitations

This product is for research use only and is not approved for use in humans or in clinical diagnosis. Primary Antibodies are guaranteed for 1 year from date of receipt.

For more information on our 100% guarantee, please visit www.novusbio.com/guarantee

Earn gift cards/discounts by submitting a review: www.novusbio.com/reviews/submit/NBP3-13170

Earn gift cards/discounts by submitting a publication using this product:
www.novusbio.com/publications

