

Product Datasheet

4EBP1 [p Thr46, p Thr37] Antibody NBP3-13169

Unit Size: 100 ul

Store at 4C short term. Aliquot and store at -20C long term. Avoid freeze-thaw cycles.

www.novusbio.com



technical@novusbio.com

Protocols, Publications, Related Products, Reviews, Research Tools and Images at:
www.novusbio.com/NBP3-13169

Updated 7/18/2024 v.20.1

Earn rewards for product
reviews and publications.

Submit a publication at www.novusbio.com/publications

Submit a review at www.novusbio.com/reviews/destination/NBP3-13169



NBP3-13169

4EBP1 [p Thr46, p Thr37] Antibody

| Product Information | |
|-------------------------|--|
| Unit Size | 100 ul |
| Concentration | Concentrations vary lot to lot. See vial label for concentration. If unlisted please contact technical services. |
| Storage | Store at 4C short term. Aliquot and store at -20C long term. Avoid freeze-thaw cycles. |
| Clonality | Polyclonal |
| Preservative | 0.025% Proclin 300 |
| Isotype | IgG |
| Purity | Antigen Affinity-purified |
| Buffer | PBS (pH 7), 20% Glycerol, 1% BSA |
| Target Molecular Weight | 13 kDa |

| Product Description | |
|---------------------|---|
| Description | Centrifuge briefly prior to opening. |
| Host | Rabbit |
| Gene ID | 1978 |
| Gene Symbol | EIF4EBP1 |
| Species | Human, Mouse, Rat, Drosophila |
| Immunogen | Carrier-protein conjugated synthetic peptide surrounding phospho Thr37/Thr46 of human 4EBP1. The exact sequence is proprietary. |


| Product Application Details | |
|-----------------------------|-----------------------------|
| Applications | Western Blot |
| Recommended Dilutions | Western Blot 1:1000-1:10000 |

Images

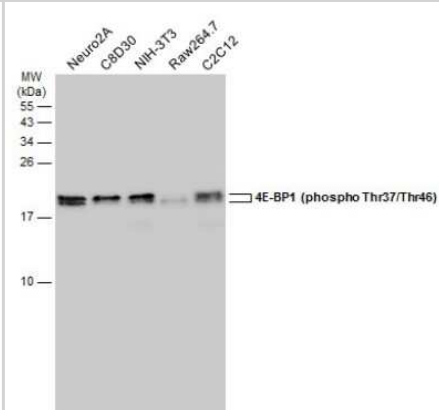
Western Blot: 4EBP1 [p Thr46, p Thr37] Antibody [NBP3-13169] - Wild-type (WT) and 4EBP1 (phospho Thr37/Thr46) knockout (KO) HeLa cell extracts (30 ug) were separated by 15% SDS-PAGE, and the membrane was blotted with 4EBP1 (phospho Thr37/Thr46) antibody (NBP3-13169) diluted at 1:500. The HRP-conjugated anti-rabbit IgG antibody (NBP2-19301) was used to detect the primary antibody.




Western Blot: 4EBP1 [p Thr46, p Thr37] Antibody [NBP3-13169] - Untreated (-) and treated (+) 293T whole cell extracts (30 ug) were separated by 15% SDS-PAGE, and the membrane was blotted with 4EBP1 (phospho Thr37/Thr46) antibody (NBP3-13169) diluted at 1:1000.



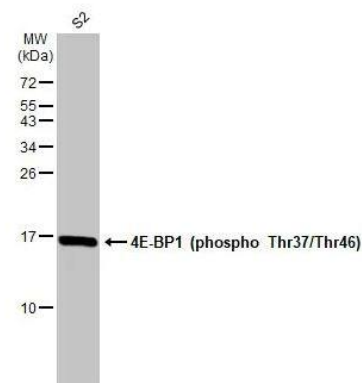
Western Blot: 4EBP1 [p Thr46, p Thr37] Antibody [NBP3-13169] - Various whole cell extracts (30 ug) were separated by 15% SDS-PAGE, and the membrane was blotted with 4EBP1 (phospho Thr37/Thr46) antibody (NBP3-13169) diluted at 1:5000. The HRP-conjugated anti-rabbit IgG antibody (NBP2-19301) was used to detect the primary antibody.



Western Blot: 4EBP1 [p Thr46, p Thr37] Antibody [NBP3-13169] - Various whole cell extracts (30 ug) were separated by 15% SDS-PAGE, and the membrane was blotted with 4EBP1 (phospho Thr37/Thr46) antibody (NBP3-13169) diluted at 1:5000. The HRP-conjugated anti-rabbit IgG antibody (NBP2-19301) was used to detect the primary antibody.



Western Blot: 4EBP1 [p Thr46, p Thr37] Antibody [NBP3-13169] -Whole cell extract (30 ug) was separated by 15% SDS-PAGE, and the membrane was blotted with 4E-BP1 (phospho Thr37/Thr46) antibody diluted at 1:1000. The HRP-conjugated anti-rabbit IgG antibody (NBP2-19301) was used to detect the primary antibody, and the signal was developed with Trident ECL plus-Enhanced.





Novus Biologicals USA

10730 E. Briarwood Avenue
Centennial, CO 80112
USA
Phone: 303.730.1950
Toll Free: 1.888.506.6887
Fax: 303.730.1966
nb-customerservice@bio-techne.com

Bio-Techne Canada

21 Canmotor Ave
Toronto, ON M8Z 4E6
Canada
Phone: 905.827.6400
Toll Free: 855.668.8722
Fax: 905.827.6402
canada.inquires@bio-techne.com

Bio-Techne Ltd

19 Barton Lane
Abingdon Science Park
Abingdon, OX14 3NB, United Kingdom
Phone: (44) (0) 1235 529449
Free Phone: 0800 37 34 15
Fax: (44) (0) 1235 533420
info.EMEA@bio-techne.com

General Contact Information

www.novusbio.com
Technical Support: nb-technical@bio-techne.com
Orders: nb-customerservice@bio-techne.com
General: novus@novusbio.com

Products Related to NBP3-13169

| | |
|------------|---|
| HAF008 | Goat anti-Rabbit IgG Secondary Antibody [HRP] |
| NB7160 | Goat anti-Rabbit IgG (H+L) Secondary Antibody [HRP] |
| NBP2-24891 | Rabbit IgG Isotype Control |
| NBP1-30218 | Recombinant Human 4EBP1 His Protein |

Limitations

This product is for research use only and is not approved for use in humans or in clinical diagnosis. Primary Antibodies are guaranteed for 1 year from date of receipt.

For more information on our 100% guarantee, please visit www.novusbio.com/guarantee

Earn gift cards/discounts by submitting a review: www.novusbio.com/reviews/submit/NBP3-13169

Earn gift cards/discounts by submitting a publication using this product:
www.novusbio.com/publications

