

Product Datasheet

GABA-AR alpha 6 Antibody - BSA Free NBP3-12973

Unit Size: 100 ul

Store at 4C short term. Aliquot and store at -20C long term. Avoid freeze-thaw cycles.

www.novusbio.com



technical@novusbio.com

Protocols, Publications, Related Products, Reviews, Research Tools and Images at:
www.novusbio.com/NBP3-12973

Updated 3/3/2025 v.20.1

Earn rewards for product
reviews and publications.

Submit a publication at www.novusbio.com/publications

Submit a review at www.novusbio.com/reviews/destination/NBP3-12973



NBP3-12973


GABA-AR alpha 6 Antibody - BSA Free

Product Information	
Unit Size	100 ul
Concentration	Concentrations vary lot to lot. See vial label for concentration. If unlisted please contact technical services.
Storage	Store at 4C short term. Aliquot and store at -20C long term. Avoid freeze-thaw cycles.
Clonality	Polyclonal
Preservative	0.025% Proclin 300
Isotype	IgG
Purity	Antigen Affinity-purified
Buffer	PBS (pH 7), 20% Glycerol
Target Molecular Weight	51 kDa
Product Description	
Description	Centrifuge briefly prior to opening.
Host	Rabbit
Gene ID	2559
Gene Symbol	GABRA6
Species	Human, Mouse, Rat
Immunogen	Carrier-protein conjugated synthetic peptide encompassing a sequence within the C-terminus region of human GABA-AR alpha 6. The exact sequence is proprietary.
Product Application Details	
Applications	Western Blot, Immunohistochemistry-Paraffin, Immunohistochemistry
Recommended Dilutions	Western Blot 1:500-1:3000, Immunohistochemistry Assay dependent, Immunohistochemistry-Paraffin Assay dependent

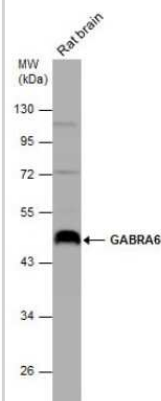


Images

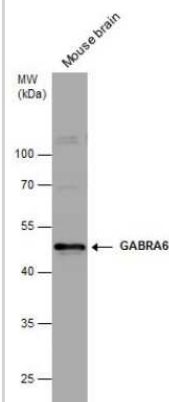
Western Blot: GABA-AR alpha 6 Antibody [NBP3-12973] - Human tissue extract (30 ug) was separated by 10% SDS-PAGE, and the membrane was blotted with GABA-AR alpha 6 antibody (NBP3-12973) diluted at 1:5000. The HRP-conjugated anti-rabbit IgG antibody (NBP2-19301) was used to detect the primary antibody.



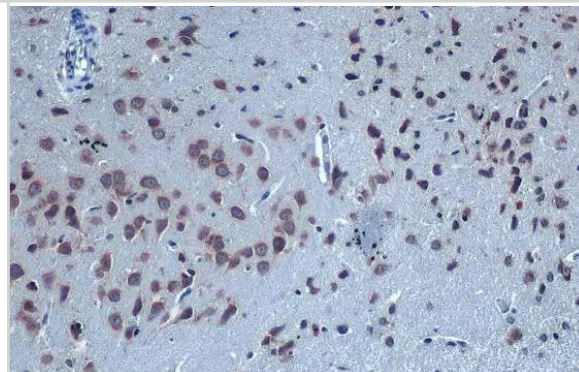
Western Blot: GABA-AR alpha 6 Antibody [NBP3-12973] - Rat tissue extract (50 ug) was separated by 10% SDS-PAGE, and the membrane was blotted with GABRA6 antibody (NBP3-12973) diluted at 1:1000.



Western Blot: GABA-AR alpha 6 Antibody [NBP3-12973] - Mouse tissue extract (50 ug) was separated by 10% SDS-PAGE, and the membrane was blotted with GABRA6 antibody (NBP3-12973) diluted at 1:1000.



Immunohistochemistry-Paraffin-GABA-AR alpha 6 Antibody-NBP3-12973-Rat brain. GABA A Receptor alpha 6 stained by GABA A Receptor alpha 6 antibody diluted at 1:500. Antigen Retrieval: Citrate buffer, pH 6.0, 15 min.





Novus Biologicals USA

10730 E. Briarwood Avenue
Centennial, CO 80112
USA
Phone: 303.730.1950
Toll Free: 1.888.506.6887
Fax: 303.730.1966
nb-customerservice@bio-techne.com

Bio-Techne Canada

21 Canmotor Ave
Toronto, ON M8Z 4E6
Canada
Phone: 905.827.6400
Toll Free: 855.668.8722
Fax: 905.827.6402
canada.inquires@bio-techne.com

Bio-Techne Ltd

19 Barton Lane
Abingdon Science Park
Abingdon, OX14 3NB, United Kingdom
Phone: (44) (0) 1235 529449
Free Phone: 0800 37 34 15
Fax: (44) (0) 1235 533420
info.EMEA@bio-techne.com

General Contact Information

www.novusbio.com
Technical Support: nb-technical@bio-techne.com
Orders: nb-customerservice@bio-techne.com
General: novus@novusbio.com

Products Related to NBP3-12973

HAF008	Goat anti-Rabbit IgG Secondary Antibody [HRP]
NB7160	Goat anti-Rabbit IgG (H+L) Secondary Antibody [HRP]
NBP2-24891	Rabbit IgG Isotype Control
DBD00	BDNF [HRP]

Limitations

This product is for research use only and is not approved for use in humans or in clinical diagnosis. Primary Antibodies are guaranteed for 1 year from date of receipt.

For more information on our 100% guarantee, please visit www.novusbio.com/guarantee

Earn gift cards/discounts by submitting a review: www.novusbio.com/reviews/submit/NBP3-12973

Earn gift cards/discounts by submitting a publication using this product:
www.novusbio.com/publications

