

Product Datasheet

Nesfatin-1/Nucleobindin-2 Antibody - BSA Free NBP3-12972

Unit Size: 100 ul

Store at 4C short term. Aliquot and store at -20C long term. Avoid freeze-thaw cycles.

www.novusbio.com



technical@novusbio.com

Protocols, Publications, Related Products, Reviews, Research Tools and Images at:
www.novusbio.com/NBP3-12972

Updated 3/3/2025 v.20.1

Earn rewards for product
reviews and publications.

Submit a publication at www.novusbio.com/publications

Submit a review at www.novusbio.com/reviews/destination/NBP3-12972



NBP3-12972

Nesfatin-1/Nucleobindin-2 Antibody - BSA Free

Product Information	
Unit Size	100 ul
Concentration	Concentrations vary lot to lot. See vial label for concentration. If unlisted please contact technical services.
Storage	Store at 4C short term. Aliquot and store at -20C long term. Avoid freeze-thaw cycles.
Clonality	Polyclonal
Preservative	0.025% Proclin 300
Isotype	IgG
Purity	Antigen Affinity-purified
Buffer	PBS (pH 7), 20% Glycerol

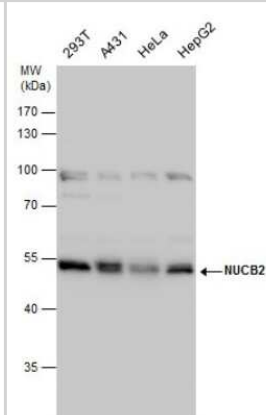
Product Description	
Description	Centrifuge briefly prior to opening.
Host	Rabbit
Gene ID	4925
Gene Symbol	NUCB2
Species	Human, Rat
Reactivity Notes	Mouse (84%), Rat (87%), Chicken (80%), Bovine (86%)
Immunogen	Recombinant protein encompassing a sequence within the C-terminus region of human Nesfatin-1/Nucleobindin-2. The exact sequence is proprietary.

Product Application Details	
Applications	Western Blot, Immunohistochemistry-Paraffin, Immunocytochemistry/Immunofluorescence, Immunohistochemistry, Immunoprecipitation
Recommended Dilutions	Western Blot, Immunohistochemistry, Immunocytochemistry/Immunofluorescence, Immunoprecipitation, Immunohistochemistry-Paraffin

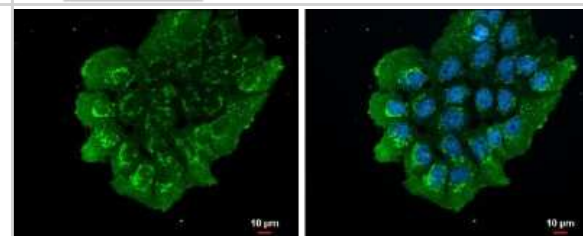


Images

Western Blot: Nesfatin-1/Nucleobindin-2 Antibody [NBP3-12972] - Nesfatin-1/Nucleobindin-2 antibody detects Nesfatin-1/Nucleobindin-2 protein by western blot analysis. Various whole cell extracts (30 ug) were separated by 10% SDS-PAGE, and the membrane was blotted with Nesfatin-1/Nucleobindin-2 antibody (NBP3-12972) diluted at 1:1000.



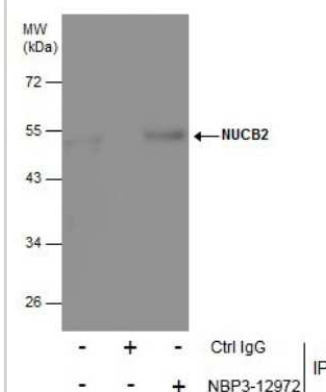
Immunocytochemistry/Immunofluorescence: Nesfatin-1/Nucleobindin-2 Antibody [NBP3-12972] - Nesfatin-1/Nucleobindin-2 antibody detects Nesfatin-1/Nucleobindin-2 protein at endoplasmic reticulum by immunofluorescent analysis. Sample: A431 cells were fixed in 4% paraformaldehyde at RT for 15 min. Green: Nesfatin-1/Nucleobindin-2 protein stained by Nesfatin-1/Nucleobindin-2 antibody (NBP3-12972) diluted at 1:500. Blue: Hoechst 33342 staining. Scale bar = 10 um.



Immunohistochemistry-Paraffin: Nesfatin-1/Nucleobindin-2 Antibody [NBP3-12972] - Nesfatin-1/Nucleobindin-2 antibody detects Nesfatin-1/Nucleobindin-2 protein at cytoplasm in rat brain by immunohistochemical analysis. Sample: Paraffin-embedded rat brain. Nesfatin-1/Nucleobindin-2 antibody (NBP3-12972) diluted at 1:500. Antigen Retrieval: Citrate buffer, pH 6.0, 15 min



Immunoprecipitation: Nesfatin-1/Nucleobindin-2 Antibody [NBP3-12972] - Immunoprecipitation of Nesfatin-1/Nucleobindin-2 protein from 293T whole cell extracts using 5 ug of Nesfatin-1/Nucleobindin-2 antibody (NBP3-12972). Western blot analysis was performed using Nesfatin-1/Nucleobindin-2 antibody (NBP3-12972) diluted at 1:500. EasyBlot anti-Rabbit IgG was used as a secondary reagent.





Novus Biologicals USA

10730 E. Briarwood Avenue
Centennial, CO 80112
USA
Phone: 303.730.1950
Toll Free: 1.888.506.6887
Fax: 303.730.1966
nb-customerservice@bio-techne.com

Bio-Techne Canada

21 Canmotor Ave
Toronto, ON M8Z 4E6
Canada
Phone: 905.827.6400
Toll Free: 855.668.8722
Fax: 905.827.6402
canada.inquires@bio-techne.com

Bio-Techne Ltd

19 Barton Lane
Abingdon Science Park
Abingdon, OX14 3NB, United Kingdom
Phone: (44) (0) 1235 529449
Free Phone: 0800 37 34 15
Fax: (44) (0) 1235 533420
info.EMEA@bio-techne.com

General Contact Information

www.novusbio.com
Technical Support: nb-technical@bio-techne.com
Orders: nb-customerservice@bio-techne.com
General: novus@novusbio.com

Products Related to NBP3-12972

HAF008	Goat anti-Rabbit IgG Secondary Antibody [HRP]
NB7160	Goat anti-Rabbit IgG (H+L) Secondary Antibody [HRP]
NBP2-24891	Rabbit IgG Isotype Control
NBP2-35072-100ug	Recombinant Human Nesfatin-1/Nucleobindin-2 Protein

Limitations

This product is for research use only and is not approved for use in humans or in clinical diagnosis. Primary Antibodies are guaranteed for 1 year from date of receipt.

For more information on our 100% guarantee, please visit www.novusbio.com/guarantee

Earn gift cards/discounts by submitting a review: www.novusbio.com/reviews/submit/NBP3-12972

Earn gift cards/discounts by submitting a publication using this product:
www.novusbio.com/publications

