

Product Datasheet

Aquaporin-4 Antibody NBP3-12902

Unit Size: 100 ul

Store at 4C short term. Aliquot and store at -20C long term. Avoid freeze-thaw cycles.

www.novusbio.com



technical@novusbio.com

Protocols, Publications, Related Products, Reviews, Research Tools and Images at:
www.novusbio.com/NBP3-12902

Updated 7/9/2024 v.20.1

Earn rewards for product
reviews and publications.

Submit a publication at www.novusbio.com/publications

Submit a review at www.novusbio.com/reviews/destination/NBP3-12902



NBP3-12902

Aquaporin-4 Antibody


Product Information	
Unit Size	100 ul
Concentration	Concentrations vary lot to lot. See vial label for concentration. If unlisted please contact technical services.
Storage	Store at 4C short term. Aliquot and store at -20C long term. Avoid freeze-thaw cycles.
Clonality	Polyclonal
Preservative	0.025% Proclin 300
Isotype	IgG
Purity	Antigen Affinity-purified
Buffer	PBS, 20% Glycerol, 1% BSA
Target Molecular Weight	34 kDa

Product Description	
Description	Centrifuge briefly prior to opening.
Host	Rabbit
Gene ID	361
Gene Symbol	AQP4
Species	Mouse, Rat
Immunogen	Recombinant protein encompassing a sequence within the C-terminus region of mouse Aquaporin-4. The exact sequence is proprietary.

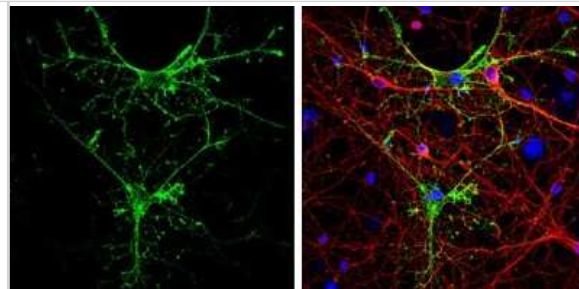
Product Application Details	
Applications	Western Blot, Immunohistochemistry-Paraffin, Immunocytochemistry/ Immunofluorescence, Immunohistochemistry, Immunohistochemistry-Frozen, Immunohistochemistry Free-Floating
Recommended Dilutions	Western Blot 1:500-1:3000, Immunohistochemistry 1:100-1:1000, Immunocytochemistry/ Immunofluorescence 1:100-1:1000, Immunohistochemistry-Paraffin 1:100-1:1000, Immunohistochemistry-Frozen 1:100-1:1000, Immunohistochemistry Free-Floating Assay dependent

Images

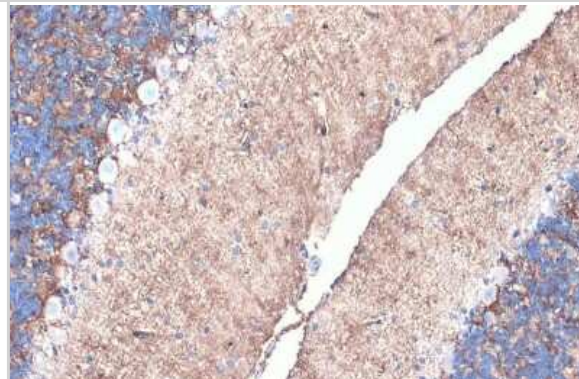
Western Blot: Aquaporin-4 Antibody [NBP3-12902] - Various tissue extracts (50 ug) were separated by 12% SDS-PAGE, and the membrane was blotted with Aquaporin-4 antibody (NBP3-12902) diluted at 1:1000. The HRP-conjugated anti-rabbit IgG antibody (NBP2-19301) was used to detect the primary antibody.



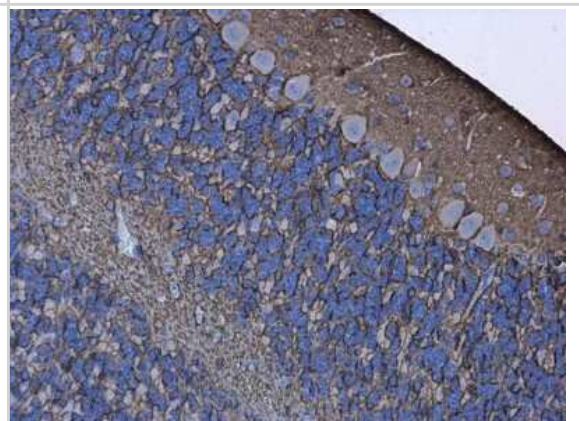
Immunocytochemistry/Immunofluorescence: Aquaporin-4 Antibody [NBP3-12902] - Aquaporin-4 antibody detects Aquaporin-4 protein at astrocyte cells by immunofluorescent analysis. Sample: DIV9 rat E18 primary cortical neurons and glia cells were fixed in 4% paraformaldehyde at RT for 15 min. Green: Aquaporin-4 protein stained by Aquaporin-4 antibody (NBP3-12902) diluted at 1:500. Red: beta Tubulin 3/ Tuj1, a neuron cell marker, stained by beta Tubulin 3/ Tuj1 antibody [GT886] (NBP2-43561) diluted at 1:500. Blue: Fluoroshield with DAPI.



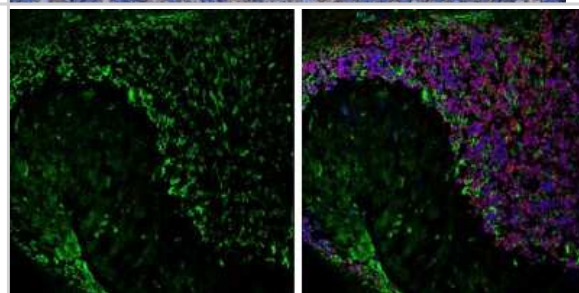
Immunohistochemistry-Paraffin: Aquaporin-4 Antibody [NBP3-12902] - Aquaporin-4 antibody detects Aquaporin-4 protein at cell membrane by immunohistochemical analysis. Sample: Paraffin-embedded rat brain. Aquaporin-4 stained by Aquaporin-4 antibody (NBP3-12902) diluted at 1:500. Antigen Retrieval: Citrate buffer, pH 6.0, 15 min



Immunohistochemistry-Paraffin: Aquaporin-4 Antibody [NBP3-12902] - Aquaporin-4 antibody detects Aquaporin-4 protein at cell membrane in mouse brain by immunohistochemical analysis. Sample: Paraffin-embedded mouse brain. Aquaporin-4 antibody (NBP3-12902) diluted at 1:500. Antigen Retrieval: Citrate buffer, pH 6.0, 15 min



Immunohistochemistry-Frozen: Aquaporin-4 Antibody [NBP3-12902] - Aquaporin-4 antibody detects Aquaporin-4 protein expression by immunohistochemical analysis. Sample: Frozen-sectioned adult mouse cerebellum. Green: Aquaporin-4 protein stained by Aquaporin-4 antibody (NBP3-12902) diluted at 1:250. Red: NeuN, stained by NeuN antibody [2Q158] diluted at 1:500. Blue: Fluoroshield with DAPI.





Novus Biologicals USA

10730 E. Briarwood Avenue
Centennial, CO 80112
USA
Phone: 303.730.1950
Toll Free: 1.888.506.6887
Fax: 303.730.1966
nb-customerservice@bio-techne.com

Bio-Techne Canada

21 Canmotor Ave
Toronto, ON M8Z 4E6
Canada
Phone: 905.827.6400
Toll Free: 855.668.8722
Fax: 905.827.6402
canada.inquires@bio-techne.com

Bio-Techne Ltd

19 Barton Lane
Abingdon Science Park
Abingdon, OX14 3NB, United Kingdom
Phone: (44) (0) 1235 529449
Free Phone: 0800 37 34 15
Fax: (44) (0) 1235 533420
info.EMEA@bio-techne.com

General Contact Information

www.novusbio.com
Technical Support: nb-technical@bio-techne.com
Orders: nb-customerservice@bio-techne.com
General: novus@novusbio.com

Products Related to NBP3-12902

HAF008	Goat anti-Rabbit IgG Secondary Antibody [HRP]
NB7160	Goat anti-Rabbit IgG (H+L) Secondary Antibody [HRP]
NBP2-24891	Rabbit IgG Isotype Control
NBP2-52872PEP	Aquaporin-4 Recombinant Protein Antigen

Limitations

This product is for research use only and is not approved for use in humans or in clinical diagnosis. Primary Antibodies are guaranteed for 1 year from date of receipt.

For more information on our 100% guarantee, please visit www.novusbio.com/guarantee

Earn gift cards/discounts by submitting a review: www.novusbio.com/reviews/submit/NBP3-12902

Earn gift cards/discounts by submitting a publication using this product:
www.novusbio.com/publications

