

Product Datasheet

TIGIT Antibody (2C6) - VHH - Azide and BSA Free NBP3-12833

Unit Size: 0.1 mg

Store at -20C. Avoid freeze-thaw cycles.

www.novusbio.com



technical@novusbio.com

Protocols, Publications, Related Products, Reviews, Research Tools and Images at:
www.novusbio.com/NBP3-12833

Updated 7/31/2025 v.20.1

Earn rewards for product
reviews and publications.

Submit a publication at www.novusbio.com/publications

Submit a review at www.novusbio.com/reviews/destination/NBP3-12833



NBP3-12833

TIGIT Antibody (2C6) - VHH - Azide and BSA Free

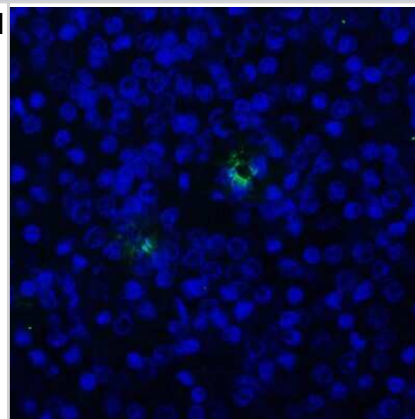
Product Information	
Unit Size	0.1 mg
Concentration	1 mg/ml
Storage	Store at -20C. Avoid freeze-thaw cycles.
Clonality	Monoclonal
Clone	2C6
Preservative	No Preservative
Purity	Affinity purified
Buffer	PBS

Product Description	
Description	Recombinant Monoclonal Antibody - Llamabody(TM). Llama VHH domain containing a Myc-tag for detection and His-tag (MW ~ 15kDa)
Host	Llama
Gene ID	201633
Gene Symbol	TIGIT
Species	Human
Immunogen	TIGIT antibody was raised against a recombinant protein corresponding to amino acids 22-141 of human TIGIT.

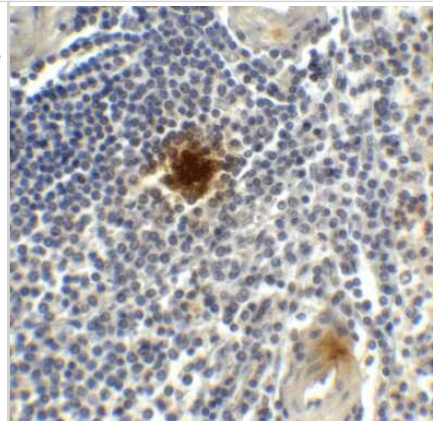
Product Application Details	
Applications	Immunohistochemistry-Paraffin, ELISA, Flow Cytometry, Immunocytochemistry/Immunofluorescence, Immunohistochemistry
Recommended Dilutions	Flow Cytometry 1 ug/mL, ELISA 0.1 ug/mL, Immunohistochemistry 10 ug/mL, Immunocytochemistry/ Immunofluorescence 10-20 ug/mL, Immunohistochemistry-Paraffin

Images

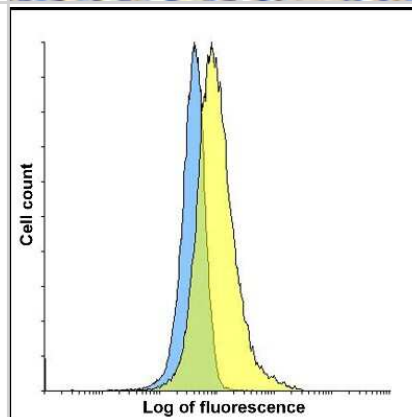
Immunocytochemistry/Immunofluorescence: TIGIT Antibody (2C6) - VHH [NBP3-12833] - Immunofluorescence of TIGIT in human spleen tissue with TIGIT single domain antibody at 20 ug/mL.



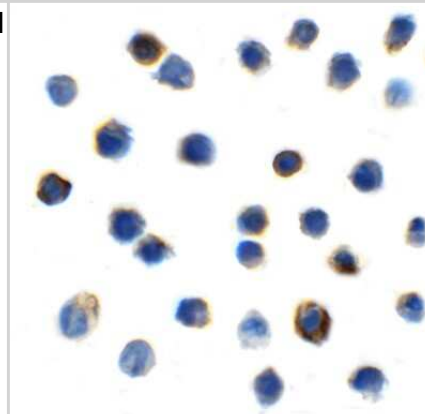
Immunohistochemistry: TIGIT Antibody (2C6) - VHH [NBP3-12833] - Immunohistochemistry of TIGIT in human spleen tissue with TIGIT single domain antibody at 1 ug/mL.



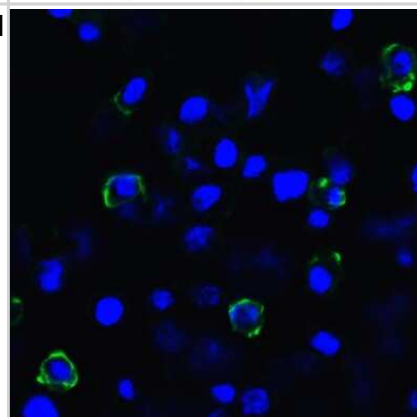
Flow Cytometry: TIGIT Antibody (2C6) - VHH [NBP3-12833] - Flow cytometry analysis of TIGIT overexpressing HEK293 cells using TIGIT single domain antibody and control 1H4 single domain antibody at 0.05 ug/ml. Blue: Untransfected HEK293 cells. Yellow: TIGIT overexpressing HEK293 cells.



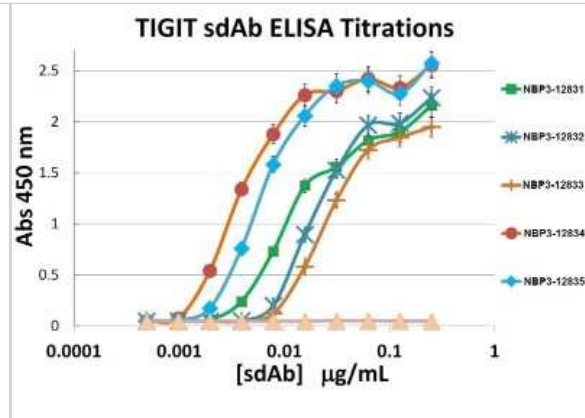
Immunocytochemistry/Immunofluorescence: TIGIT Antibody (2C6) - VHH [NBP3-12833] - Immunocytochemistry of TIGIT in transfected HEK293 cells with TIGIT single domain antibody at 10 ug/mL.



Immunocytochemistry/Immunofluorescence: TIGIT Antibody (2C6) - VHH [NBP3-12833] - Immunofluorescence of TIGIT in transfected HEK293 cells with TIGIT single domain antibody at 20 ug/mL.



ELISA: TIGIT Antibody (2C6) - VHH [NBP3-12833] - Titration ELISA analysis of TIGIT sdAbs to detect recombinant TIGIT (extracellular domain) coated at 1 $\mu\text{g}/\text{mL}$. sdAbs are detected with a mouse mAb against a C-terminal myc-tag followed by a goat anti-mouse IgG-HRP conjugate.





Novus Biologicals USA

10730 E. Briarwood Avenue
Centennial, CO 80112
USA
Phone: 303.730.1950
Toll Free: 1.888.506.6887
Fax: 303.730.1966
nb-customerservice@bio-techne.com

Bio-Techne Canada

21 Canmotor Ave
Toronto, ON M8Z 4E6
Canada
Phone: 905.827.6400
Toll Free: 855.668.8722
Fax: 905.827.6402
canada.inquires@bio-techne.com

Bio-Techne Ltd

19 Barton Lane
Abingdon Science Park
Abingdon, OX14 3NB, United Kingdom
Phone: (44) (0) 1235 529449
Free Phone: 0800 37 34 15
Fax: (44) (0) 1235 533420
info.EMEA@bio-techne.com

General Contact Information

www.novusbio.com
Technical Support: nb-technical@bio-techne.com
Orders: nb-customerservice@bio-techne.com
General: novus@novusbio.com

Products Related to NBP3-12833

AF011-500	Goat anti-Llama IgG Secondary Antibody [Unconjugated]
NB7240	Goat anti- Alpaca, Llama IgG (H+L) Secondary Antibody
DY417-05	IL-10 [Biotin]
7898-TGB-100	TIGIT [Unconjugated]

Limitations

This product is for research use only and is not approved for use in humans or in clinical diagnosis. Primary Antibodies are guaranteed for 1 year from date of receipt.

For more information on our 100% guarantee, please visit www.novusbio.com/guarantee

Earn gift cards/discounts by submitting a review: www.novusbio.com/reviews/submit/NBP3-12833

Earn gift cards/discounts by submitting a publication using this product:
www.novusbio.com/publications

