

# Product Datasheet

## UCN2 Antibody NBP3-12450

Unit Size: 100 ug

Store at 4C short term. Store at -20C long term. Avoid freeze-thaw cycles.

[www.novusbio.com](http://www.novusbio.com)



[technical@novusbio.com](mailto:technical@novusbio.com)

Protocols, Publications, Related Products, Reviews, Research Tools and Images at:  
[www.novusbio.com/NBP3-12450](http://www.novusbio.com/NBP3-12450)

Updated 9/9/2025 v.20.1

Earn rewards for product  
reviews and publications.

Submit a publication at [www.novusbio.com/publications](http://www.novusbio.com/publications)

Submit a review at [www.novusbio.com/reviews/destination/NBP3-12450](http://www.novusbio.com/reviews/destination/NBP3-12450)



**NBP3-12450**

UCN2 Antibody

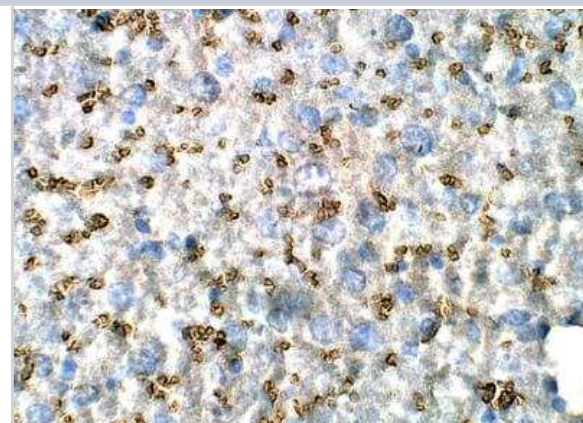
Product Information	
<b>Unit Size</b>	100 ug
<b>Concentration</b>	Please see the vial label for concentration. If unlisted please contact technical services.
<b>Storage</b>	Store at 4C short term. Store at -20C long term. Avoid freeze-thaw cycles.
<b>Clonality</b>	Polyclonal
<b>Preservative</b>	0.02% Sodium Azide
<b>Purity</b>	Affinity purified
<b>Buffer</b>	Contains Tris, HCl/glycine buffer (pH 7.4-7.8), 30% glycerol, 0.5% BSA, along with cryo-protective agents, and HEPES (exact storage and stabilization buffer information is proprietary).

Product Description	
<b>Description</b>	Novus Biologicals Rabbit UCN2 Antibody (NBP3-12450) is a polyclonal antibody validated for use in IHC, WB and ELISA. All Novus Biologicals antibodies are covered by our 100% guarantee.
<b>Host</b>	Rabbit
<b>Gene ID</b>	90226
<b>Gene Symbol</b>	UCN2
<b>Species</b>	Human, Mouse
<b>Immunogen</b>	Synthetic peptide taken within amino acid region 70-115 of human Urocortin 2 protein.

Product Application Details	
<b>Applications</b>	Western Blot, Immunohistochemistry-Paraffin, ELISA, Immunohistochemistry
<b>Recommended Dilutions</b>	Western Blot 1:500, ELISA 1:10000, Immunohistochemistry, Immunohistochemistry-Paraffin

**Images**

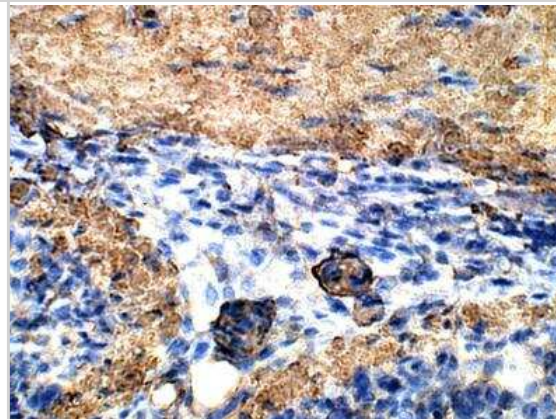
Immunohistochemistry-Paraffin: UCN2 Antibody [NBP3-12450] - Mouse liver. 1:1000 dilution in IHC blocking buffer. DAB (brown) staining in Hematoxylin QS (blue) counterstain. 40X magnification.



Immunohistochemistry-Paraffin: UCN2 Antibody [NBP3-12450] - Mouse colon. 1:1000 dilution in IHC blocking buffer. DAB (brown) staining in Hematoxylin QS (blue) counterstain. 5x magnification.




Immunohistochemistry-Paraffin: UCN2 Antibody [NBP3-12450] - Mouse colon. 1:1000 dilution in IHC blocking buffer. DAB (brown) staining in Hematoxylin QS (blue) counterstain. 40 magnification.



Immunohistochemistry-Paraffin: UCN2 Antibody [NBP3-12450] - Mouse liver. 1:1000 dilution in IHC blocking buffer. DAB (brown) staining in Hematoxylin QS (blue) counterstain. 5X magnification.



Southern Blot: UCN2 Antibody [NBP3-12450] - 1:500 antibody dilution in DiluObuffer.





### **Novus Biologicals USA**

10730 E. Briarwood Avenue  
Centennial, CO 80112  
USA  
Phone: 303.730.1950  
Toll Free: 1.888.506.6887  
Fax: 303.730.1966  
nb-customerservice@bio-techne.com

### **Bio-Techne Canada**

21 Canmotor Ave  
Toronto, ON M8Z 4E6  
Canada  
Phone: 905.827.6400  
Toll Free: 855.668.8722  
Fax: 905.827.6402  
canada.inquires@bio-techne.com

### **Bio-Techne Ltd**

19 Barton Lane  
Abingdon Science Park  
Abingdon, OX14 3NB, United Kingdom  
Phone: (44) (0) 1235 529449  
Free Phone: 0800 37 34 15  
Fax: (44) (0) 1235 533420  
info.EMEA@bio-techne.com

### **General Contact Information**

www.novusbio.com  
Technical Support: nb-technical@bio-techne.com  
Orders: nb-customerservice@bio-techne.com  
General: novus@novusbio.com

### **Products Related to NBP3-12450**

---

NBP2-33376H	Blue Marker Antibody (6F4-F6) [HRP]
HAF008	Goat anti-Rabbit IgG Secondary Antibody [HRP]
NB7160	Goat anti-Rabbit IgG (H+L) Secondary Antibody [HRP]
NBP2-57622PEP	UCN2 Recombinant Protein Antigen

---

### **Limitations**

This product is for research use only and is not approved for use in humans or in clinical diagnosis. Primary Antibodies are guaranteed for 1 year from date of receipt.

For more information on our 100% guarantee, please visit [www.novusbio.com/guarantee](http://www.novusbio.com/guarantee)

Earn gift cards/discounts by submitting a review: [www.novusbio.com/reviews/submit/NBP3-12450](http://www.novusbio.com/reviews/submit/NBP3-12450)

Earn gift cards/discounts by submitting a publication using this product:  
[www.novusbio.com/publications](http://www.novusbio.com/publications)

