

Product Datasheet

HIPK4 Antibody NBP3-12399

Unit Size: 100 ug

Store at 4C short term. Store at -20C long term. Avoid freeze-thaw cycles.

www.novusbio.com



technical@novusbio.com

Protocols, Publications, Related Products, Reviews, Research Tools and Images at:
www.novusbio.com/NBP3-12399

Updated 9/9/2025 v.20.1

Earn rewards for product
reviews and publications.

Submit a publication at www.novusbio.com/publications

Submit a review at www.novusbio.com/reviews/destination/NBP3-12399



NBP3-12399

HIPK4 Antibody

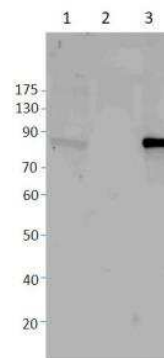
Product Information	
Unit Size	100 ug
Concentration	Please see the vial label for concentration. If unlisted please contact technical services.
Storage	Store at 4C short term. Store at -20C long term. Avoid freeze-thaw cycles.
Clonality	Polyclonal
Preservative	0.02% Sodium Azide
Purity	Affinity purified
Buffer	Contains Tris, HCl/glycine buffer (pH 7.4-7.8), 30% glycerol, 0.5% BSA, along with cryo-protective agents, and HEPES (exact storage and stabilization buffer information is proprietary).

Product Description	
Description	Novus Biologicals Rabbit HIPK4 Antibody (NBP3-12399) is a polyclonal antibody validated for use in IHC, WB, ELISA and IP. All Novus Biologicals antibodies are covered by our 100% guarantee.
Host	Rabbit
Gene ID	147746
Gene Symbol	HIPK4
Species	Human, Mouse, Rat, Primate
Reactivity Notes	Baboon (100%).
Immunogen	Synthetic peptide taken within amino acid region 470-550 on human Homeodomain-interacting protein kinase 4.

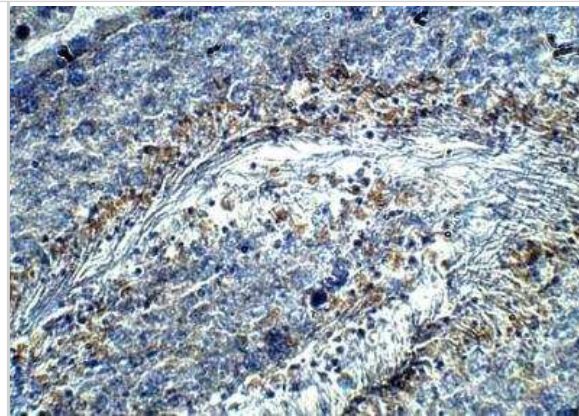
Product Application Details	
Applications	Western Blot, Immunohistochemistry-Paraffin, ELISA, Immunohistochemistry, Immunoprecipitation
Recommended Dilutions	Western Blot 1:2500-1:5000, ELISA 1:5000, Immunohistochemistry, Immunoprecipitation 1:200, Immunohistochemistry-Paraffin 1:50-1:150

Images

Western Blot: HIPK4 Antibody [NBP3-12399] - 1) Wild type mouse testis extract 10 uL.) 2) kO mouse testis extract 10 uL. 3) 3T3 cells overexpressing mouse 2.5 uL. Apparent MW is 72-80 KDa. 1:250 dilution in DilObuffer.



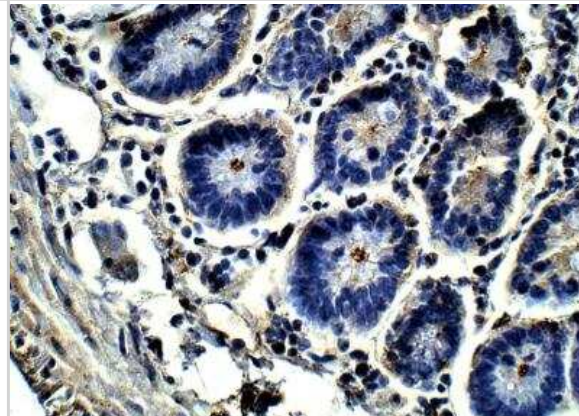
Immunohistochemistry-Paraffin: HIPK4 Antibody [NBP3-12399] - Rat testis. 1:50. IHC blocking buffer. DAB (brown) staining in Hematoxylin QS (blue) counterstain. 40x magnification.



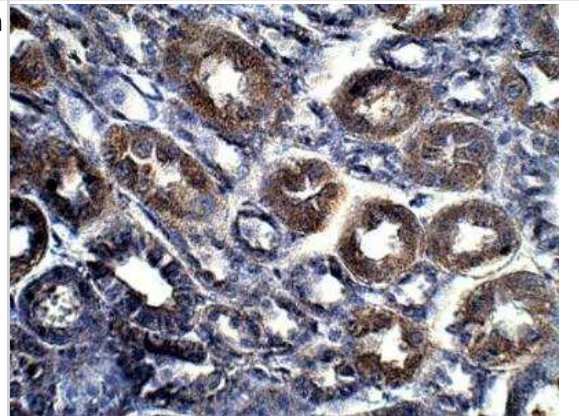
Western Blot: HIPK4 Antibody [NBP3-12399] - Lane A: Human over expressing NIH 3T3 cells reduced. Lane B: Mouse over expressing NIH 3T3 cells. Lane C: Mock transfected NIH 3T3 cells. Dilution 1:500. Total protein per lane 2.5 ug. Apparent MW is 72-80 KDa.



Immunohistochemistry-Paraffin: HIPK4 Antibody [NBP3-12399] - Rat small intestine. 1:50 dilution in IHC blocking buffer. DAB (brown) staining in Hematoxylin QS (blue) counterstain. 40x magnification.



Immunohistochemistry-Paraffin: HIPK4 Antibody [NBP3-12399] - Baboon kidney. 1:50 dilution in IHC blocking buffer. DAB (brown) staining in Hematoxlin QS (blue) counterstain. 40x magnification.





Novus Biologicals USA

10730 E. Briarwood Avenue
Centennial, CO 80112
USA
Phone: 303.730.1950
Toll Free: 1.888.506.6887
Fax: 303.730.1966
nb-customerservice@bio-techne.com

Bio-Techne Canada

21 Canmotor Ave
Toronto, ON M8Z 4E6
Canada
Phone: 905.827.6400
Toll Free: 855.668.8722
Fax: 905.827.6402
canada.inquires@bio-techne.com

Bio-Techne Ltd

19 Barton Lane
Abingdon Science Park
Abingdon, OX14 3NB, United Kingdom
Phone: (44) (0) 1235 529449
Free Phone: 0800 37 34 15
Fax: (44) (0) 1235 533420
info.EMEA@bio-techne.com

General Contact Information

www.novusbio.com
Technical Support: nb-technical@bio-techne.com
Orders: nb-customerservice@bio-techne.com
General: novus@novusbio.com

Products Related to NBP3-12399

NBP2-33376H	Blue Marker Antibody (6F4-F6) [HRP]
HAF008	Goat anti-Rabbit IgG Secondary Antibody [HRP]
NB7160	Goat anti-Rabbit IgG (H+L) Secondary Antibody [HRP]
H00147746-P01-10ug	Recombinant Human HIPK4 GST (N-Term) Protein

Limitations

This product is for research use only and is not approved for use in humans or in clinical diagnosis. Primary Antibodies are guaranteed for 1 year from date of receipt.

For more information on our 100% guarantee, please visit www.novusbio.com/guarantee

Earn gift cards/discounts by submitting a review: www.novusbio.com/reviews/submit/NBP3-12399

Earn gift cards/discounts by submitting a publication using this product:
www.novusbio.com/publications

