

Product Datasheet

VPS29 Antibody NBP3-12366

Unit Size: 100 ug

Store at 4C short term. Store at -20C long term. Avoid freeze-thaw cycles.

www.novusbio.com



technical@novusbio.com

Protocols, Publications, Related Products, Reviews, Research Tools and Images at:
www.novusbio.com/NBP3-12366

Updated 9/9/2025 v.20.1

Earn rewards for product
reviews and publications.

Submit a publication at www.novusbio.com/publications

Submit a review at www.novusbio.com/reviews/destination/NBP3-12366



NBP3-12366

VPS29 Antibody

| Product Information | |
|----------------------|---|
| Unit Size | 100 ug |
| Concentration | Please see the vial label for concentration. If unlisted please contact technical services. |
| Storage | Store at 4C short term. Store at -20C long term. Avoid freeze-thaw cycles. |
| Clonality | Polyclonal |
| Preservative | 0.02% Sodium Azide |
| Purity | Affinity purified |
| Buffer | Contains Tris, HCl/glycine buffer (pH 7.4-7.8), 30% glycerol, 0.5% BSA, along with cryo-protective agents, and HEPES (exact storage and stabilization buffer information is proprietary). |

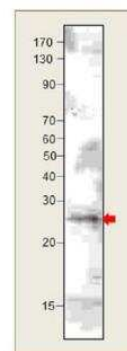
| Product Description | |
|---------------------|---|
| Description | Novus Biologicals Rabbit VPS29 Antibody (NBP3-12366) is a polyclonal antibody validated for use in IHC, WB, ELISA and IP. All Novus Biologicals antibodies are covered by our 100% guarantee. |
| Host | Rabbit |
| Gene ID | 51699 |
| Gene Symbol | VPS29 |
| Species | Human, Mouse, Rat, Chicken |
| Immunogen | Synthetic peptide taken within amino acid region 133-183 on rat Vacuolar Protein Sorting-Associated Protein 29. |

| Product Application Details | |
|------------------------------|---|
| Applications | Western Blot, Immunohistochemistry-Paraffin, ELISA, Immunohistochemistry, Immunoprecipitation |
| Recommended Dilutions | Western Blot 1:500, ELISA 1:10000, Immunohistochemistry 1:50-1:100, Immunoprecipitation 1:200, Immunohistochemistry-Paraffin 1:50-1:100 |

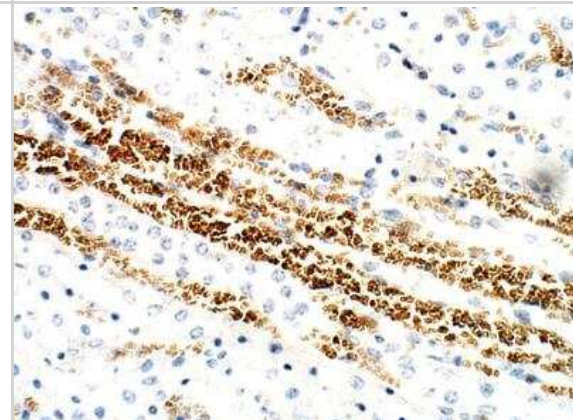


Images

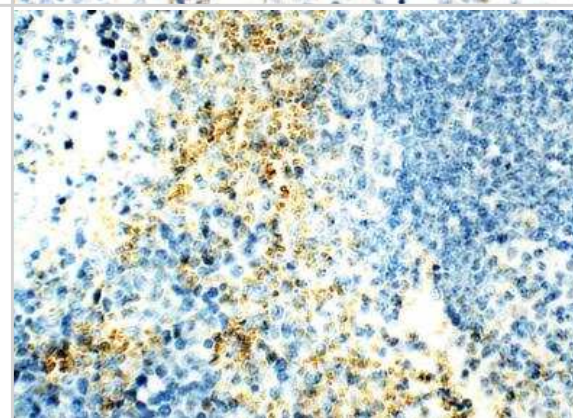
Western Blot: VPS29 Antibody [NBP3-12366] - Rat lung extract. 1:500 antibody dilution in DiluObuffer. Apparent MW is 26 KDa.



Immunohistochemistry-Paraffin: VPS29 Antibody [NBP3-12366] - Mouse Kidney. 1:50 dilution in IHC blocking buffer. DAB (brown) staining and Hematoxylin QS (blue) counterstain. 40X magnification.



Immunohistochemistry-Paraffin: VPS29 Antibody [NBP3-12366] - Mouse Spleen. 1:50 dilution in IHC blocking buffer. DAB (brown) staining and Hematoxylin QS (blue) counterstain. 40X magnification.





Novus Biologicals USA

10730 E. Briarwood Avenue
Centennial, CO 80112
USA
Phone: 303.730.1950
Toll Free: 1.888.506.6887
Fax: 303.730.1966
nb-customerservice@bio-techne.com

Bio-Techne Canada

21 Canmotor Ave
Toronto, ON M8Z 4E6
Canada
Phone: 905.827.6400
Toll Free: 855.668.8722
Fax: 905.827.6402
canada.inquires@bio-techne.com

Bio-Techne Ltd

19 Barton Lane
Abingdon Science Park
Abingdon, OX14 3NB, United Kingdom
Phone: (44) (0) 1235 529449
Free Phone: 0800 37 34 15
Fax: (44) (0) 1235 533420
info.EMEA@bio-techne.com

General Contact Information

www.novusbio.com
Technical Support: nb-technical@bio-techne.com
Orders: nb-customerservice@bio-techne.com
General: novus@novusbio.com

Products Related to NBP3-12366

| | |
|-----------------|---|
| NBP2-33376H | Blue Marker Antibody (6F4-F6) [HRP] |
| HAF008 | Goat anti-Rabbit IgG Secondary Antibody [HRP] |
| NB7160 | Goat anti-Rabbit IgG (H+L) Secondary Antibody [HRP] |
| NBP1-99056-50ug | Recombinant Mouse VPS29 His Protein |

Limitations

This product is for research use only and is not approved for use in humans or in clinical diagnosis. Primary Antibodies are guaranteed for 1 year from date of receipt.

For more information on our 100% guarantee, please visit www.novusbio.com/guarantee

Earn gift cards/discounts by submitting a review: www.novusbio.com/reviews/submit/NBP3-12366

Earn gift cards/discounts by submitting a publication using this product:
www.novusbio.com/publications

