

# Product Datasheet

## FFAR2/GPR43 Antibody NBP3-12190

Unit Size: 100 ug

Store at 4C short term. Store at -20C long term. Avoid freeze-thaw cycles.

[www.novusbio.com](http://www.novusbio.com)



[technical@novusbio.com](mailto:technical@novusbio.com)

Protocols, Publications, Related Products, Reviews, Research Tools and Images at:  
[www.novusbio.com/NBP3-12190](http://www.novusbio.com/NBP3-12190)

Updated 9/9/2025 v.20.1

Earn rewards for product  
reviews and publications.

Submit a publication at [www.novusbio.com/publications](http://www.novusbio.com/publications)

Submit a review at [www.novusbio.com/reviews/destination/NBP3-12190](http://www.novusbio.com/reviews/destination/NBP3-12190)



**NBP3-12190**

## FFAR2/GPR43 Antibody

Product Information	
<b>Unit Size</b>	100 ug
<b>Concentration</b>	Please see the vial label for concentration. If unlisted please contact technical services.
<b>Storage</b>	Store at 4C short term. Store at -20C long term. Avoid freeze-thaw cycles.
<b>Clonality</b>	Polyclonal
<b>Preservative</b>	0.02% Sodium Azide
<b>Purity</b>	Affinity purified
<b>Buffer</b>	Contains Tris, HCl/glycine buffer (pH 7.4-7.8), 30% glycerol, 0.5% BSA, along with cryo- protective agents, and HEPES (exact storage and stabilization buffer information is proprietary).

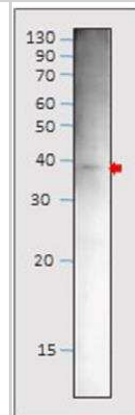
Product Description	
<b>Description</b>	Novus Biologicals Rabbit FFAR2/GPR43 Antibody (NBP3-12190) is a polyclonal antibody validated for use in IHC, WB, ELISA and IP. All Novus Biologicals antibodies are covered by our 100% guarantee.
<b>Host</b>	Rabbit
<b>Gene ID</b>	2867
<b>Gene Symbol</b>	FFAR2
<b>Species</b>	Human, Mouse, Rat
<b>Immunogen</b>	Synthetic peptide taken within amino acid region 250-300 on human free fatty acid receptor 2 protein.

Product Application Details	
<b>Applications</b>	Western Blot, Immunohistochemistry-Paraffin, Dot Blot, ELISA, Immunohistochemistry, Immunoprecipitation
<b>Recommended Dilutions</b>	Western Blot 1:500, ELISA 1:10000, Immunohistochemistry 1:50-1:100, Immunoprecipitation 1:150, Immunohistochemistry-Paraffin, Dot Blot 1:10000

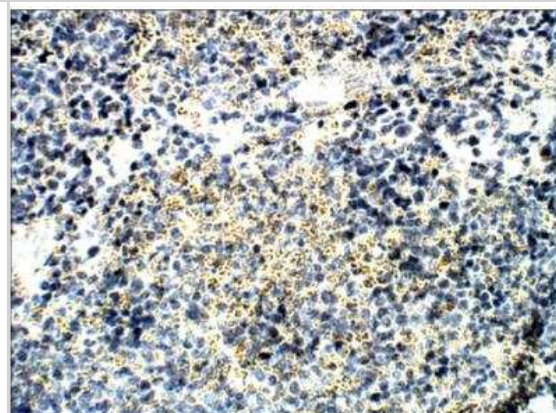


## Images

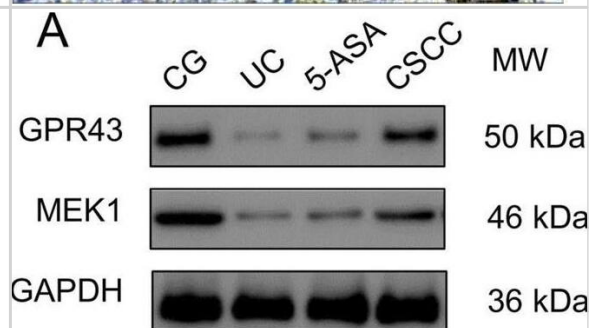
Western Blot: FFAR2/GPR43 Antibody [NBP3-12190] - WB of NBP3-12190 with mouse pancreas. 1:500 antibody dilution in DiluObuffer. Apparent MW is 39 kDa.



Immunohistochemistry-Paraffin: FFAR2/GPR43 Antibody [NBP3-12190] - 1:100 dilution in IHC blocking buffer. DAB (brown) staining and Hematoxylin QS (blue) counterstain. 40X magnification on Leica DM4000.FFPE section.



CSCC effectively activated the production of Gpr43. (A) Relative quantification of western blot in colonic tissue was performed for protein redistribution of (B) Gpr43 and (C) MEK1. (D) Levels of Gpr43 were tested by Immunofluorescence staining in colonic tissue (200 ×, scale bar = 100 μm). Data were presented as mean ± SD (n = 6). ##p < 0.01, #p < 0.05 vs UC group. \*\*p < 0.01, \*p < 0.05 vs control group. ns: no statistical significance. Image collected and cropped by CiteAb from the following open publication (<https://www.frontiersin.org/articles/10.3389/fphar.2024.1423012/full>), licensed under a CC-BY license. Not internally tested by Novus Biologicals.





### **Novus Biologicals USA**

10730 E. Briarwood Avenue  
Centennial, CO 80112  
USA  
Phone: 303.730.1950  
Toll Free: 1.888.506.6887  
Fax: 303.730.1966  
nb-customerservice@bio-techne.com

### **Bio-Techne Canada**

21 Canmotor Ave  
Toronto, ON M8Z 4E6  
Canada  
Phone: 905.827.6400  
Toll Free: 855.668.8722  
Fax: 905.827.6402  
canada.inquires@bio-techne.com

### **Bio-Techne Ltd**

19 Barton Lane  
Abingdon Science Park  
Abingdon, OX14 3NB, United Kingdom  
Phone: (44) (0) 1235 529449  
Free Phone: 0800 37 34 15  
Fax: (44) (0) 1235 533420  
info.EMEA@bio-techne.com

### **General Contact Information**

www.novusbio.com  
Technical Support: nb-technical@bio-techne.com  
Orders: nb-customerservice@bio-techne.com  
General: novus@novusbio.com

### **Products Related to NBP3-12190**

---

NBP2-33376H	Blue Marker Antibody (6F4-F6) [HRP]
HAF008	Goat anti-Rabbit IgG Secondary Antibody [HRP]
NB7160	Goat anti-Rabbit IgG (H+L) Secondary Antibody [HRP]
M6000B-1	IL-6 [HRP]

---

### **Limitations**

This product is for research use only and is not approved for use in humans or in clinical diagnosis. Primary Antibodies are guaranteed for 1 year from date of receipt.

For more information on our 100% guarantee, please visit [www.novusbio.com/guarantee](http://www.novusbio.com/guarantee)

Earn gift cards/discounts by submitting a review: [www.novusbio.com/reviews/submit/NBP3-12190](http://www.novusbio.com/reviews/submit/NBP3-12190)

Earn gift cards/discounts by submitting a publication using this product:  
[www.novusbio.com/publications](http://www.novusbio.com/publications)

