

Product Datasheet

SARS-CoV-2 Spike Antibody - Alpha Variant, B.1.1.7, UK - BSA Free NBP3-11931

Unit Size: 0.1 mg

Store at 4C short term. Aliquot and store at -20C long term. Avoid freeze-thaw cycles.

www.novusbio.com



technical@novusbio.com

Protocols, Publications, Related Products, Reviews, Research Tools and Images at:
www.novusbio.com/NBP3-11931

Updated 9/9/2025 v.20.1

Earn rewards for product
reviews and publications.

Submit a publication at www.novusbio.com/publications

Submit a review at www.novusbio.com/reviews/destination/NBP3-11931



NBP3-11931

SARS-CoV-2 Spike Antibody - Alpha Variant, B.1.1.7, UK - BSA Free

Product Information	
Unit Size	0.1 mg
Concentration	1 mg/ml
Storage	Store at 4C short term. Aliquot and store at -20C long term. Avoid freeze-thaw cycles.
Clonality	Polyclonal
Preservative	0.02% Sodium Azide
Isotype	IgG
Purity	Protein A purified
Buffer	PBS

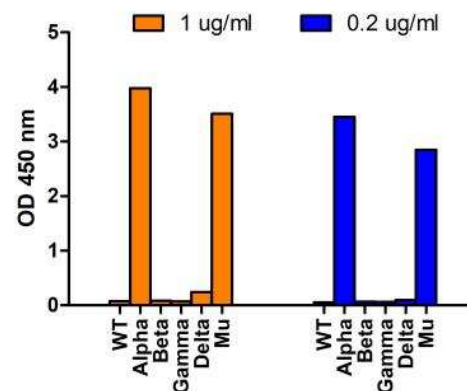
Product Description	
Description	Novus Biologicals Rabbit SARS-CoV-2 Spike Antibody - Alpha Variant, B.1.1.7, UK - BSA Free (NBP3-11931) is a polyclonal antibody validated for use in WB and ELISA. All Novus Biologicals antibodies are covered by our 100% guarantee.
Host	Rabbit
Gene ID	43740568
Gene Symbol	S
Species	SARS-CoV-2
Specificity/Sensitivity	May cross-react with several virus of interest (VOI) variant lineages that contains P681H mutation, including B.11.318, B.1.621, B.1.621.1, P.3. But all of these lineages are rarely present in current pandemic.
Immunogen	Antibody was raised against a peptide corresponding to 12 amino acids near the center of SARS-CoV-2 UK variant (B.1.1.7) Spike protein. The immunogen is located within 650-700 amino acids of SARS-CoV-2 UK variant (B.1.1.7) Spike protein.

Product Application Details	
Applications	Western Blot, ELISA
Recommended Dilutions	Western Blot 1 ug/ml, ELISA
Application Notes	Antibody can specifically detect SARS-CoV-2 UK Variant (B.1.1.7) Spike S1 protein, but not SARS-CoV-2 WT Spike S1 protein by ELISA. It can also detect mutant peptide, but not WT peptide.

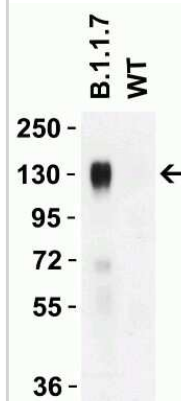


Images

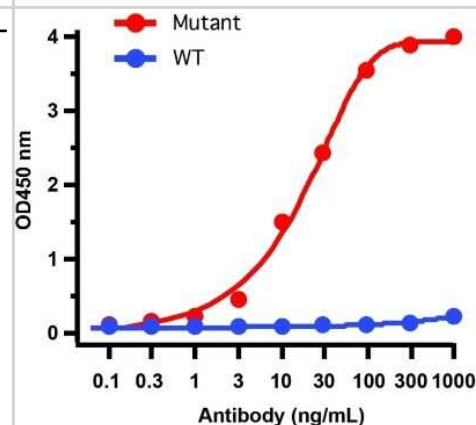
ELISA: SARS-CoV-2 Spike Antibody - Alpha Variant, B.1.1.7, UK [NBP3-11931] - Examination of Alpha Variant Spike Antibody with Spike S1 Protein of SARS-CoV-2 Variants. Coating Antigen: SARS-CoV-2 spike S1 proteins, including WT, alpha variant (B.1.1.7) UK, beta variant (B.1.351), gamma variant (P.1), delta variant (B.1.617.2), and mu variant (B.1.621), 1ug/mL, incubate at 4C overnight. Detection Antibodies: SARS-CoV-2 Spike Antibody Alpha Variant (B.1.1.7) UK, dilution: 200-1000 ng/mL, incubate at RT for 1 hr. Secondary Antibodies: Goat anti-rabbit HRP at 1:20,000, incubate at RT for 1 hr. SARS-CoV-2 Spike Antibody Alpha Variant (B.1.1.7) UK can specifically detect alpha variant and Mu spike S1 protein, but not WT and other tested variants.



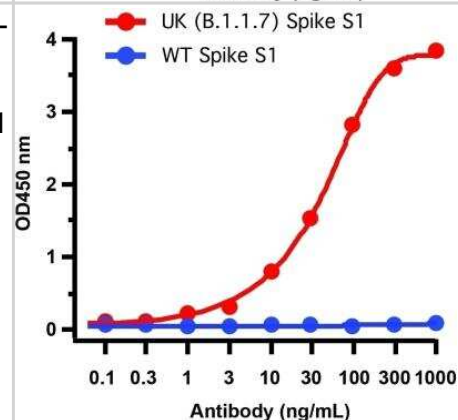
Western Blot: SARS-CoV-2 Spike Antibody - Alpha Variant, B.1.1.7, UK [NBP3-11931] - Validation of UK Variant Spike Antibodies with SARS-CoV-2 UK Variant Spike S1 Protein Loading: 50 ng of SARS-CoV-2 spike S1 proteins, including WT and UK variant (B.1.1.7). Detection Antibodies: SARS-CoV-2 Spike antibody, NBP3-11931, 1 ug/mL, incubate at RT for 1 hr. Secondary Antibodies: Goat anti-rabbit HRP at 1:20,000, incubate at RT for 1 hr. SARS-CoV-2 Spike antibody (NBP3-11931) can specifically detect UK variant spike S1 protein, but not WT spike S1 protein.



ELISA: SARS-CoV-2 Spike Antibody - Alpha Variant, B.1.1.7, UK [NBP3-11931] - ELISA Validation of UK Variant Spike Antibodies with Mutant and WT Peptide Coating Antigen: SARS-CoV-2 spike S1 peptides, including WT and UK variant (B.1.1.7), 1 ug/mL, incubate at 4 C overnight. Detection Antibodies: SARS-CoV-2 Spike antibody, NBP3-11931, dilution: 0.1-1000 ng/mL, incubate at RT for 1 hr. Secondary Antibodies: Goat anti-rabbit HRP at 1:20,000, incubate at RT for 1 hr. Immunogen region of antibody NBP3-11931 includes site 681P that was mutated in B.1.1.7. SARS-CoV-2 Spike antibody (NBP3-11931) can specifically detect UK variant spike S1 peptide (681H), but not WT peptide (681P).



ELISA: SARS-CoV-2 Spike Antibody - Alpha Variant, B.1.1.7, UK [NBP3-11931] - Validation of SARS-CoV-2 Spike Antibody Alpha Variant (B.1.1.7) with Mutant and WT Spike S1 Proteins. Coating Antigen: SARS-CoV-2 spike S1 proteins, including WT and UK variant (B.1.1.7), 1 ug/mL, incubate at 4 C overnight. Detection Antibodies: SARS-CoV-2 Spike antibody, NBP3-11931, dilution: 0.1-1000 ng/mL, incubate at RT for 1 hr. Secondary Antibodies: Goat anti-rabbit HRP at 1:20,000, incubate at RT for 1 hr. SARS-CoV-2 Spike antibody (NBP3-11931) can specifically detect UK variant spike S1 protein, but not WT spike S1 protein.





Novus Biologicals USA

10730 E. Briarwood Avenue
Centennial, CO 80112
USA
Phone: 303.730.1950
Toll Free: 1.888.506.6887
Fax: 303.730.1966
nb-customerservice@bio-techne.com

Bio-Techne Canada

21 Canmotor Ave
Toronto, ON M8Z 4E6
Canada
Phone: 905.827.6400
Toll Free: 855.668.8722
Fax: 905.827.6402
canada.inquires@bio-techne.com

Bio-Techne Ltd

19 Barton Lane
Abingdon Science Park
Abingdon, OX14 3NB, United Kingdom
Phone: (44) (0) 1235 529449
Free Phone: 0800 37 34 15
Fax: (44) (0) 1235 533420
info.EMEA@bio-techne.com

General Contact Information

www.novusbio.com
Technical Support: nb-technical@bio-techne.com
Orders: nb-customerservice@bio-techne.com
General: novus@novusbio.com

Products Related to NBP3-11931

NBP2-33376H	Blue Marker Antibody (6F4-F6) [HRP]
HAF008	Goat anti-Rabbit IgG Secondary Antibody [HRP]
NB7160	Goat anti-Rabbit IgG (H+L) Secondary Antibody [HRP]
NBP2-24891	Rabbit IgG Isotype Control

Limitations

This product is for research use only and is not approved for use in humans or in clinical diagnosis. Primary Antibodies are guaranteed for 1 year from date of receipt.

For more information on our 100% guarantee, please visit www.novusbio.com/guarantee

Earn gift cards/discounts by submitting a review: www.novusbio.com/reviews/submit/NBP3-11931

Earn gift cards/discounts by submitting a publication using this product:
www.novusbio.com/publications

