

Product Datasheet

RAR alpha/NR1B1 Antibody NBP3-11869-100ul

Unit Size: 100 ul

Store at -20C short term. Aliquot and store at -80C long term. Avoid freeze-thaw cycles.

www.novusbio.com



technical@novusbio.com

Protocols, Publications, Related Products, Reviews, Research Tools and Images at:
www.novusbio.com/NBP3-11869

Updated 9/9/2025 v.20.1

Earn rewards for product
reviews and publications.

Submit a publication at www.novusbio.com/publications

Submit a review at www.novusbio.com/reviews/destination/NBP3-11869



NBP3-11869-100ul

RAR alpha/NR1B1 Antibody

Product Information	
Unit Size	100 ul
Concentration	Please see the vial label for concentration. If unlisted please contact technical services.
Storage	Store at -20C short term. Aliquot and store at -80C long term. Avoid freeze-thaw cycles.
Clonality	Polyclonal
Preservative	0.05% Sodium Azide
Purity	Whole Antiserum
Buffer	Whole antiserum


Product Description	
Description	Novus Biologicals Rabbit RAR alpha/NR1B1 Antibody (NBP3-11869) is a polyclonal antibody validated for use in WB, ELISA and ChIP. All Novus Biologicals antibodies are covered by our 100% guarantee.
Host	Rabbit
Gene ID	5914
Gene Symbol	RARA
Species	Human
Immunogen	Polyclonal antibody raised in rabbit against human RAR alpha/NR1B1 using two KLH-conjugated synthetic peptides containing sequences from the C-terminal region of the protein (Uniprot#: P10276).

Product Application Details	
Applications	Western Blot, ELISA, Chromatin Immunoprecipitation (ChIP), Chromatin Immunoprecipitation Sequencing
Recommended Dilutions	Western Blot 1:750, ELISA 1:50, Chromatin Immunoprecipitation (ChIP) 4ug/ChIP, Chromatin Immunoprecipitation Sequencing 4ug/ChIP

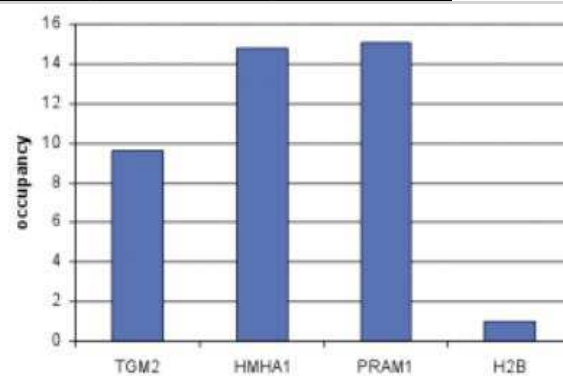


Images

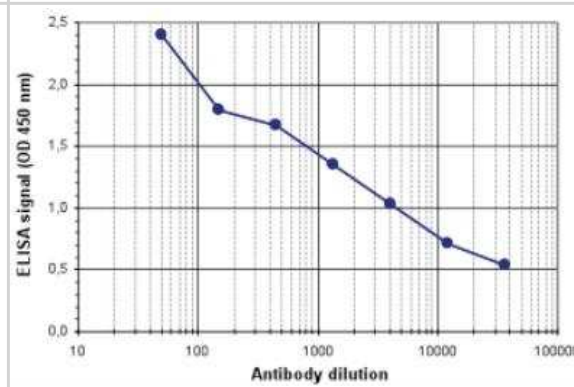
Western Blot: RAR alpha/NR1B1 Antibody [NBP3-11869] - Human embryonic kidney cells (293T) were transfected with a RAR alpha construct (lane 2) or with a negative control construct (lane 1) and analysed by Western blot using NBP3-11869, diluted 1:750 in BSA/PBS-Tween. The molecular weight marker (in kDa) is shown on the left; the location of the protein of interest is indicated on the right.



Chromatin Immunoprecipitation: RAR alpha/NR1B1 Antibody [NBP3-11869] - ChIP assays were performed using NB4 cells, NBP3-11869 and optimized primer pairs for qPCR. Sheared chromatin from 6 million cells and 4 ul of antibody were used per ChIP experiment. QPCR was performed using primers specific for the TGM2, HMHA1, PRAM1 and H2B genes. This image shows the relative occupancy, calculated as the ratio + control/background for which the second exon of the MB gene was used.



ELISA: RAR alpha/NR1B1 Antibody [NBP3-11869] - To determine the titer of the antibody, an ELISA was performed using a serial dilution of NBP3-11869. The plates were coated with the peptides used for immunization of the rabbit. By plotting the absorbance against the antibody dilution, the titer of the antibody was estimated to be 1:2,400.





Novus Biologicals USA

10730 E. Briarwood Avenue
Centennial, CO 80112
USA
Phone: 303.730.1950
Toll Free: 1.888.506.6887
Fax: 303.730.1966
nb-customerservice@bio-techne.com

Bio-Techne Canada

21 Canmotor Ave
Toronto, ON M8Z 4E6
Canada
Phone: 905.827.6400
Toll Free: 855.668.8722
Fax: 905.827.6402
canada.inquires@bio-techne.com

Bio-Techne Ltd

19 Barton Lane
Abingdon Science Park
Abingdon, OX14 3NB, United Kingdom
Phone: (44) (0) 1235 529449
Free Phone: 0800 37 34 15
Fax: (44) (0) 1235 533420
info.EMEA@bio-techne.com

General Contact Information

www.novusbio.com
Technical Support: nb-technical@bio-techne.com
Orders: nb-customerservice@bio-techne.com
General: novus@novusbio.com

Products Related to NBP3-11869-100ul

NBP2-33376H	Blue Marker Antibody (6F4-F6) [HRP]
HAF008	Goat anti-Rabbit IgG Secondary Antibody [HRP]
NB7160	Goat anti-Rabbit IgG (H+L) Secondary Antibody [HRP]
NBP1-98881-100ug	Recombinant Human RAR alpha/NR1B1 His Protein

Limitations

This product is for research use only and is not approved for use in humans or in clinical diagnosis. Primary Antibodies are guaranteed for 1 year from date of receipt.

For more information on our 100% guarantee, please visit www.novusbio.com/guarantee

Earn gift cards/discounts by submitting a review: www.novusbio.com/reviews/submit/NBP3-11869

Earn gift cards/discounts by submitting a publication using this product:
www.novusbio.com/publications

