

Product Datasheet

TCR V delta 2 Antibody (B6) - BSA Free NBP3-11706

Unit Size: 0.1 mg

Store at 4C. Do not freeze.

www.novusbio.com



technical@novusbio.com

Protocols, Publications, Related Products, Reviews, Research Tools and Images at:
www.novusbio.com/NBP3-11706

Updated 9/9/2025 v.20.1

Earn rewards for product
reviews and publications.

Submit a publication at www.novusbio.com/publications

Submit a review at www.novusbio.com/reviews/destination/NBP3-11706



NBP3-11706

TCR V delta 2 Antibody (B6) - BSA Free

Product Information	
Unit Size	0.1 mg
Concentration	1 mg/ml
Storage	Store at 4C. Do not freeze.
Clonality	Monoclonal
Clone	B6
Preservative	15mM Sodium Azide
Isotype	IgG1 Kappa
Purity	Protein A purified
Buffer	Phosphate buffered saline (PBS), pH 7.4

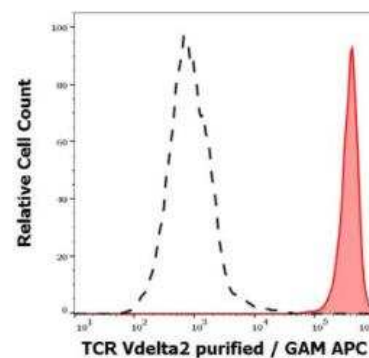
Product Description	
Description	Novus Biologicals Mouse TCR V delta 2 Antibody (B6) - BSA Free (NBP3-11706) is a monoclonal antibody validated for use in Flow. All Novus Biologicals antibodies are covered by our 100% guarantee.
Host	Mouse
Gene ID	28517
Gene Symbol	TRDV2
Species	Human
Specificity/Sensitivity	The mouse monoclonal antibody B6 recognizes an extracellular epitope of human TCR V delta 2, which is expressed on the majority of gamma/delta T cells.
Immunogen	Human recombinant TCR Vdelta2

Product Application Details	
Applications	Flow Cytometry
Recommended Dilutions	Flow Cytometry 1-4 ug/ml

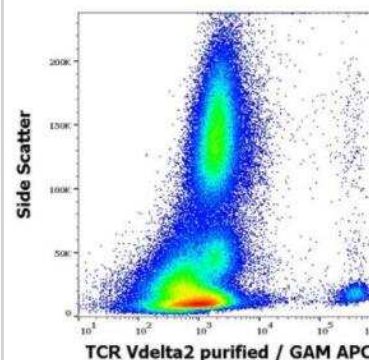


Images

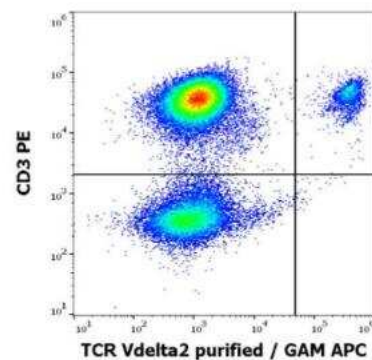
Flow Cytometry: TCR V delta 2 Antibody (B6) [NBP3-11706] - Separation of human TCR Vdelta2 positive lymphocytes (red-filled) from human TCR Vdelta2 negative lymphocytes (black-dashed) in flow cytometry analysis (surface staining) of peripheral whole blood stained using anti-human TCR Vdelta2 (B6) purified antibody (concentration in sample 0,3 ug/ml, GAM APC).



Flow Cytometry: TCR V delta 2 Antibody (B6) [NBP3-11706] - Surface staining pattern of human peripheral whole blood stained using anti-human TCR Vdelta2 (B6) purified antibody (concentration in sample 0,3 ug/ml, GAM APC).



Flow Cytometry: TCR V delta 2 Antibody (B6) [NBP3-11706] - Multicolor surface staining pattern of human lymphocytes using anti-human TCR Vdelta2 (B6) purified antibody (concentration in sample 0,3 ug/ml, GAM APC) and anti-human CD3 (UCHT1) PE antibody (4 ul reagent / 100 ul of peripheral whole blood).





Novus Biologicals USA

10730 E. Briarwood Avenue
Centennial, CO 80112
USA
Phone: 303.730.1950
Toll Free: 1.888.506.6887
Fax: 303.730.1966
nb-customerservice@bio-techne.com

Bio-Techne Canada

21 Canmotor Ave
Toronto, ON M8Z 4E6
Canada
Phone: 905.827.6400
Toll Free: 855.668.8722
Fax: 905.827.6402
canada.inquires@bio-techne.com

Bio-Techne Ltd

19 Barton Lane
Abingdon Science Park
Abingdon, OX14 3NB, United Kingdom
Phone: (44) (0) 1235 529449
Free Phone: 0800 37 34 15
Fax: (44) (0) 1235 533420
info.EMEA@bio-techne.com

General Contact Information

www.novusbio.com
Technical Support: nb-technical@bio-techne.com
Orders: nb-customerservice@bio-techne.com
General: novus@novusbio.com

Products Related to NBP3-11706

HAF007	Goat anti-Mouse IgG Secondary Antibody [HRP]
NB7539	Goat anti-Mouse IgG (H+L) Secondary Antibody [HRP]
NBP1-43319-0.5mg	Mouse IgG1 Kappa Isotype Control (P3.6.2.8.1)
NB600-1441	CD3 Antibody (SP7)

Limitations

This product is for research use only and is not approved for use in humans or in clinical diagnosis. Primary Antibodies are guaranteed for 1 year from date of receipt.

For more information on our 100% guarantee, please visit www.novusbio.com/guarantee

Earn gift cards/discounts by submitting a review: www.novusbio.com/reviews/submit/NBP3-11706

Earn gift cards/discounts by submitting a publication using this product:
www.novusbio.com/publications

