

Product Datasheet

Annexin A1 Antibody (RM424)

NBP3-09177-100ul

Unit Size: 100 ul

Store at -20C.

www.novusbio.com



technical@novusbio.com

Protocols, Publications, Related Products, Reviews, Research Tools and Images at:
www.novusbio.com/NBP3-09177

Updated 9/9/2025 v.20.1

Earn rewards for product
reviews and publications.

Submit a publication at www.novusbio.com/publications

Submit a review at www.novusbio.com/reviews/destination/NBP3-09177



NBP3-09177-100ul


Annexin A1 Antibody (RM424)

Product Information	
Unit Size	100 ul
Concentration	Please see the vial label for concentration. If unlisted please contact technical services.
Storage	Store at -20C.
Clonality	Monoclonal
Clone	RM424
Preservative	0.09% Sodium Azide
Isotype	IgG
Purity	Protein A purified
Buffer	50% Glycerol/PBS, 1% BSA
Product Description	
Description	Novus Biologicals Rabbit Annexin A1 Antibody (RM424) (NBP3-09177) is a recombinant monoclonal antibody validated for use in IHC and WB. All Novus Biologicals antibodies are covered by our 100% guarantee.
Host	Rabbit
Gene ID	301
Gene Symbol	ANXA1
Species	Human
Immunogen	A peptide corresponding to the N-terminus of human Annexin A1
Product Application Details	
Applications	Western Blot, Immunohistochemistry-Paraffin, Immunohistochemistry
Recommended Dilutions	Western Blot 1:1000 - 1:2000, Immunohistochemistry 1:100-1:200, Immunohistochemistry-Paraffin 1:100-1:200

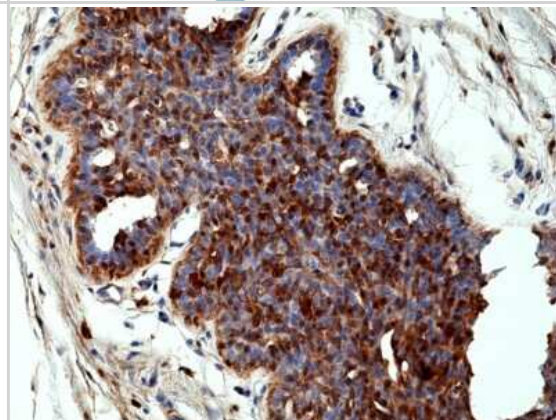


Images

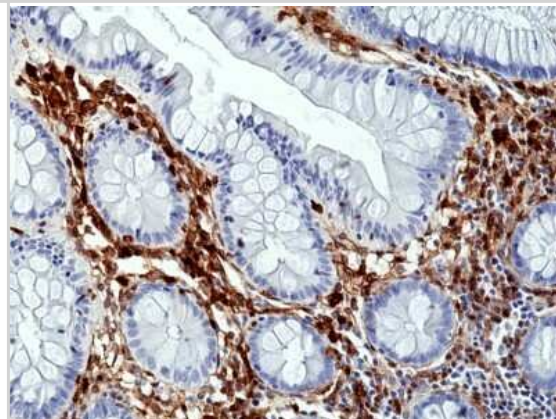
Western Blot: Annexin A1 Antibody (RM424) [NBP3-09177] - Western Blot of K562 cell lysate using NBP3-09117 at a 1:2000 dilution.



Immunohistochemistry-Paraffin: Annexin A1 Antibody (RM424) [NBP3-09177] - Immunohistochemical staining of formalin fixed and paraffin embedded human breast cancer tissue section using NBP3-09176 at a 1:100 dilution.



Immunohistochemistry-Paraffin: Annexin A1 Antibody (RM424) [NBP3-09177] - Immunohistochemical staining of formalin fixed and paraffin embedded human colon tissue section using NBP3-09176 at a 1:100 dilution.





Novus Biologicals USA

10730 E. Briarwood Avenue
Centennial, CO 80112
USA
Phone: 303.730.1950
Toll Free: 1.888.506.6887
Fax: 303.730.1966
nb-customerservice@bio-techne.com

Bio-Techne Canada

21 Canmotor Ave
Toronto, ON M8Z 4E6
Canada
Phone: 905.827.6400
Toll Free: 855.668.8722
Fax: 905.827.6402
canada.inquires@bio-techne.com

Bio-Techne Ltd

19 Barton Lane
Abingdon Science Park
Abingdon, OX14 3NB, United Kingdom
Phone: (44) (0) 1235 529449
Free Phone: 0800 37 34 15
Fax: (44) (0) 1235 533420
info.EMEA@bio-techne.com

General Contact Information

www.novusbio.com
Technical Support: nb-technical@bio-techne.com
Orders: nb-customerservice@bio-techne.com
General: novus@novusbio.com

Products Related to NBP3-09177-100ul

NBP2-33376H	Blue Marker Antibody (6F4-F6) [HRP]
HAF008	Goat anti-Rabbit IgG Secondary Antibody [HRP]
NB7160	Goat anti-Rabbit IgG (H+L) Secondary Antibody [HRP]
NBP2-24891	Rabbit IgG Isotype Control

Limitations

This product is for research use only and is not approved for use in humans or in clinical diagnosis. Primary Antibodies are guaranteed for 1 year from date of receipt.

For more information on our 100% guarantee, please visit www.novusbio.com/guarantee

Earn gift cards/discounts by submitting a review: www.novusbio.com/reviews/submit/NBP3-09177

Earn gift cards/discounts by submitting a publication using this product:
www.novusbio.com/publications

