

# Product Datasheet

## IP3R1 Antibody NBP3-09066

Unit Size: 100 ul

Store at 4C short term. Aliquot and store at -20C long term. Avoid freeze-thaw cycles.

[www.novusbio.com](http://www.novusbio.com)



[technical@novusbio.com](mailto:technical@novusbio.com)

Protocols, Publications, Related Products, Reviews, Research Tools and Images at:  
[www.novusbio.com/NBP3-09066](http://www.novusbio.com/NBP3-09066)

Updated 9/9/2025 v.20.1

Earn rewards for product  
reviews and publications.

Submit a publication at [www.novusbio.com/publications](http://www.novusbio.com/publications)

Submit a review at [www.novusbio.com/reviews/destination/NBP3-09066](http://www.novusbio.com/reviews/destination/NBP3-09066)




**NBP3-09066**

## IP3R1 Antibody

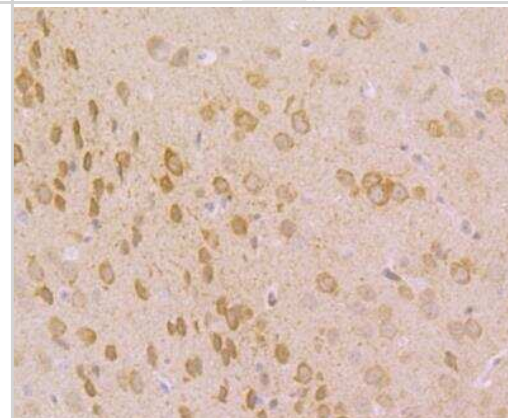
Product Information	
<b>Unit Size</b>	100 ul
<b>Concentration</b>	1 mg/ml
<b>Storage</b>	Store at 4C short term. Aliquot and store at -20C long term. Avoid freeze-thaw cycles.
<b>Clonality</b>	Polyclonal
<b>Preservative</b>	0.05% Sodium Azide
<b>Isotype</b>	IgG
<b>Purity</b>	Immunogen affinity purified
<b>Buffer</b>	PBS (pH7.4), 0.2% BSA, 50% Glycerol
<b>Target Molecular Weight</b>	314 kDa
Product Description	
<b>Description</b>	Novus Biologicals Rabbit IP3R1 Antibody (NBP3-09066) is a polyclonal antibody validated for use in IHC, WB and Flow. All Novus Biologicals antibodies are covered by our 100% guarantee.
<b>Host</b>	Rabbit
<b>Gene ID</b>	3708
<b>Gene Symbol</b>	ITPR1
<b>Species</b>	Human, Mouse, Rat
<b>Immunogen</b>	Synthetic peptide within C-terminal human IP3R1. (SwissProt: Q14643 Human; SwissProt: P11881 Mouse; SwissProt: P29994 Rat)
Product Application Details	
<b>Applications</b>	Western Blot, Immunohistochemistry-Paraffin, Flow Cytometry, Immunohistochemistry
<b>Recommended Dilutions</b>	Western Blot 1:500-1:1000, Flow Cytometry 1:50-1:100, Immunohistochemistry 1:50-1:200, Immunohistochemistry-Paraffin 1:50-1:200

**Images**

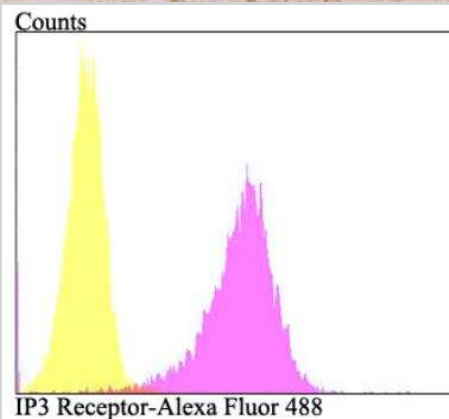
Western Blot: IP3R1 Antibody [NBP3-09066] - Western blot analysis of IP3 Receptor on Hela cell lysate using anti-IP3 Receptor antibody at 1/500 dilution.



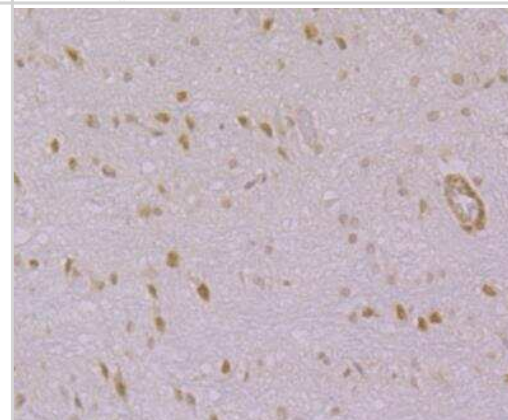
Immunohistochemistry-Paraffin: IP3R1 Antibody [NBP3-09066] - Immunohistochemical analysis of paraffin-embedded mouse brain tissue using anti-IP3 Receptor antibody. Counter stained with hematoxylin.



Flow Cytometry: IP3R1 Antibody [NBP3-09066] - Flow cytometric analysis of SH-SY-5Y cells with IP3 Receptor antibody at 1/100 dilution (fuchsia) compared with an unlabelled control (cells without incubation with primary antibody; yellow). Alexa Fluor 488-conjugated goat anti-rabbit IgG was used as the secondary antibody.



Immunohistochemistry-Paraffin: IP3R1 Antibody [NBP3-09066] - Immunohistochemical analysis of paraffin-embedded rat brain tissue using anti-IP3 Receptor antibody. Counter stained with hematoxylin.





### **Novus Biologicals USA**

10730 E. Briarwood Avenue  
Centennial, CO 80112  
USA  
Phone: 303.730.1950  
Toll Free: 1.888.506.6887  
Fax: 303.730.1966  
nb-customerservice@bio-techne.com

### **Bio-Techne Canada**

21 Canmotor Ave  
Toronto, ON M8Z 4E6  
Canada  
Phone: 905.827.6400  
Toll Free: 855.668.8722  
Fax: 905.827.6402  
canada.inquires@bio-techne.com

### **Bio-Techne Ltd**

19 Barton Lane  
Abingdon Science Park  
Abingdon, OX14 3NB, United Kingdom  
Phone: (44) (0) 1235 529449  
Free Phone: 0800 37 34 15  
Fax: (44) (0) 1235 533420  
info.EMEA@bio-techne.com

### **General Contact Information**

www.novusbio.com  
Technical Support: nb-technical@bio-techne.com  
Orders: nb-customerservice@bio-techne.com  
General: novus@novusbio.com

### **Products Related to NBP3-09066**

---

NBP2-33376H	Blue Marker Antibody (6F4-F6) [HRP]
HAF008	Goat anti-Rabbit IgG Secondary Antibody [HRP]
NB7160	Goat anti-Rabbit IgG (H+L) Secondary Antibody [HRP]
NBP2-24891	Rabbit IgG Isotype Control

---

### **Limitations**

This product is for research use only and is not approved for use in humans or in clinical diagnosis. Primary Antibodies are guaranteed for 1 year from date of receipt.

For more information on our 100% guarantee, please visit [www.novusbio.com/guarantee](http://www.novusbio.com/guarantee)

Earn gift cards/discounts by submitting a review: [www.novusbio.com/reviews/submit/NBP3-09066](http://www.novusbio.com/reviews/submit/NBP3-09066)

Earn gift cards/discounts by submitting a publication using this product:  
[www.novusbio.com/publications](http://www.novusbio.com/publications)

