

Product Datasheet

HLA DRA Antibody (CL10964) - BSA Free NBP3-07996-100ul

Unit Size: 100 ul

Store at 4C short term. Aliquot and store at -20C long term. Avoid freeze-thaw cycles.

www.novusbio.com



technical@novusbio.com

Protocols, Publications, Related Products, Reviews, Research Tools and Images at:
www.novusbio.com/NBP3-07996

Updated 12/2/2025 v.20.1

Earn rewards for product
reviews and publications.

Submit a publication at www.novusbio.com/publications

Submit a review at www.novusbio.com/reviews/destination/NBP3-07996



NBP3-07996-100ul

HLA DRA Antibody (CL10964) - BSA Free


Product Information	
Unit Size	100 ul
Concentration	Concentrations vary lot to lot. See vial label for concentration. If unlisted please contact technical services.
Storage	Store at 4C short term. Aliquot and store at -20C long term. Avoid freeze-thaw cycles.
Clonality	Monoclonal
Clone	CL10964
Preservative	0.02% Sodium Azide
Isotype	IgG1
Purity	Protein A purified
Buffer	PBS (pH 7.2) and 40% Glycerol

Product Description	
Description	Novus Biologicals Mouse HLA DRA Antibody (CL10964) - BSA Free (NBP3-07996) is a monoclonal antibody validated for use in IHC and WB. All Novus Biologicals antibodies are covered by our 100% guarantee.
Host	Mouse
Gene ID	3122
Gene Symbol	HLA-DRA
Species	Human
Immunogen	This antibody was developed using a synthetic peptide derived from P01903, with the exact immunogen sequence remaining proprietary.

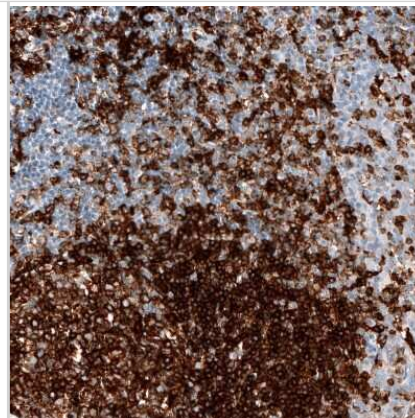
Product Application Details	
Applications	Western Blot, Immunohistochemistry-Paraffin, Immunohistochemistry
Recommended Dilutions	Western Blot 1 ug/ml, Immunohistochemistry 1:50 - 1:200, Immunohistochemistry-Paraffin 1:50 - 1:200
Application Notes	For IHC-Paraffin, HIER pH 6 retrieval is recommended.

Images

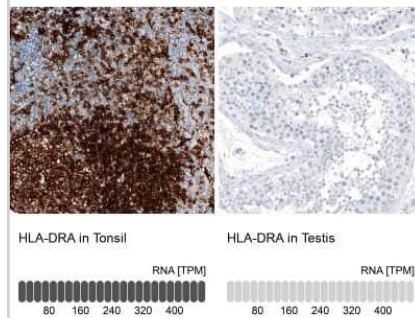
Western Blot: HLA DRA Antibody (CL10964) [NBP3-07996] - Analysis in human cell line Daudi.



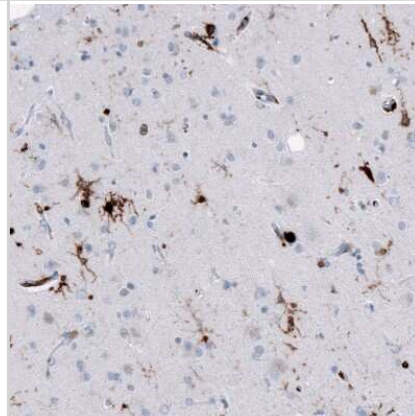
Immunohistochemistry-Paraffin: HLA DRA Antibody (CL10961) [NBP3-07996] - Staining of human tonsil shows strong membranous positivity in germinal center cells.



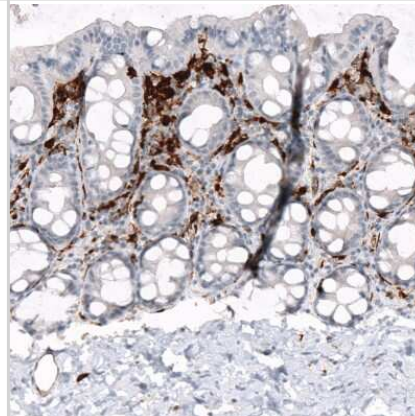
Immunohistochemistry-Paraffin: HLA DRA Antibody (CL10961) [NBP3-07996] - Analysis in human tonsil and testis tissues using NBP3-07996 antibody. Corresponding HLA DRA RNA-seq data are presented for the same tissues.



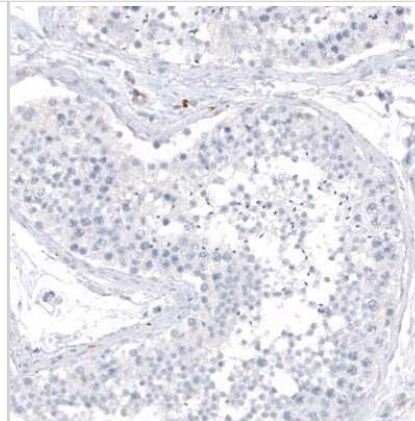
Immunohistochemistry-Paraffin: HLA DRA Antibody (CL10961) [NBP3-07996] - Staining of human cerebral cortex (Alzheimer disease) shows moderate to strong cytoplasmic positivity in microglia.



Immunohistochemistry-Paraffin: HLA DRA Antibody (CL10961) [NBP3-07996] - Staining of human rectum shows strong cytoplasmic positivity in lymphoid cells.



Immunohistochemistry-Paraffin: HLA DRA Antibody (CL10961) [NBP3-07996] - Staining of human testis shows no positivity in cells in tubules as expected.





Novus Biologicals USA

10730 E. Briarwood Avenue
Centennial, CO 80112
USA
Phone: 303.730.1950
Toll Free: 1.888.506.6887
Fax: 303.730.1966
nb-customerservice@bio-techne.com

Bio-Techne Canada

21 Canmotor Ave
Toronto, ON M8Z 4E6
Canada
Phone: 905.827.6400
Toll Free: 855.668.8722
Fax: 905.827.6402
canada.inquires@bio-techne.com

Bio-Techne Ltd

19 Barton Lane
Abingdon Science Park
Abingdon, OX14 3NB, United Kingdom
Phone: (44) (0) 1235 529449
Free Phone: 0800 37 34 15
Fax: (44) (0) 1235 533420
info.EMEA@bio-techne.com

General Contact Information

www.novusbio.com
Technical Support: nb-technical@bio-techne.com
Orders: nb-customerservice@bio-techne.com
General: novus@novusbio.com

Products Related to NBP3-07996-100ul

NBP2-33376H	Blue Marker Antibody (6F4-F6) [HRP]
HAF007	Goat anti-Mouse IgG Secondary Antibody [HRP]
NB7539	Goat anti-Mouse IgG (H+L) Secondary Antibody [HRP]
NBP1-97005-0.5mg	Mouse IgG1 Isotype Control (MG1)

Limitations

This product is for research use only and is not approved for use in humans or in clinical diagnosis. Primary Antibodies are guaranteed for 1 year from date of receipt.

For more information on our 100% guarantee, please visit www.novusbio.com/guarantee

Earn gift cards/discounts by submitting a review: www.novusbio.com/reviews/submit/NBP3-07996

Earn gift cards/discounts by submitting a publication using this product:
www.novusbio.com/publications

