

Product Datasheet

Serpin A3/alpha 1-Antichymotrypsin Antibody (CL10697) - BSA Free NBP3-07987-100ul

Unit Size: 100 ul

Store at 4C short term. Aliquot and store at -20C long term. Avoid freeze-thaw cycles.

www.novusbio.com



technical@novusbio.com

Protocols, Publications, Related Products, Reviews, Research Tools and Images at:
www.novusbio.com/NBP3-07987

Updated 12/2/2025 v.20.1

Earn rewards for product
reviews and publications.

Submit a publication at www.novusbio.com/publications

Submit a review at www.novusbio.com/reviews/destination/NBP3-07987



NBP3-07987-100ul

Serpine A3/alpha 1-Antichymotrypsin Antibody (CL10697) - BSA Free

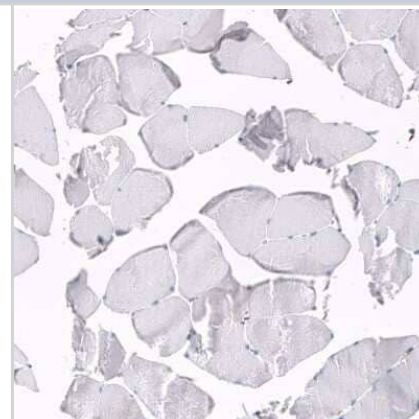
Product Information	
Unit Size	100 ul
Concentration	Concentrations vary lot to lot. See vial label for concentration. If unlisted please contact technical services.
Storage	Store at 4C short term. Aliquot and store at -20C long term. Avoid freeze-thaw cycles.
Clonality	Monoclonal
Clone	CL10697
Preservative	0.02% Sodium Azide
Isotype	IgG1
Purity	Protein A purified
Buffer	PBS (pH 7.2) and 40% Glycerol

Product Description	
Description	Novus Biologicals Mouse Serpin A3/alpha 1-Antichymotrypsin Antibody (CL10697) - BSA Free (NBP3-07987) is a monoclonal antibody validated for use in IHC. All Novus Biologicals antibodies are covered by our 100% guarantee.
Host	Mouse
Gene ID	12
Gene Symbol	SERPINA3
Species	Human
Immunogen	This antibody was developed using a recombinant protein derived from P01011, with the exact immunogen sequence remaining proprietary.

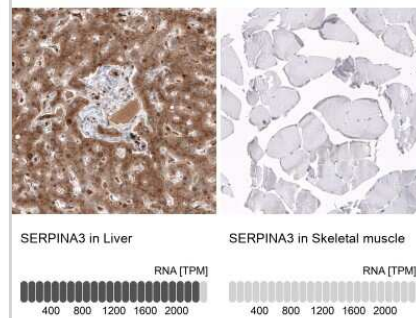
Product Application Details	
Applications	Immunohistochemistry-Paraffin, Immunohistochemistry
Recommended Dilutions	Immunohistochemistry 1:2500 - 1:5000, Immunohistochemistry-Paraffin 1:2500 - 1:5000
Application Notes	For IHC-Paraffin, HIER pH 6 retrieval is recommended.

Images

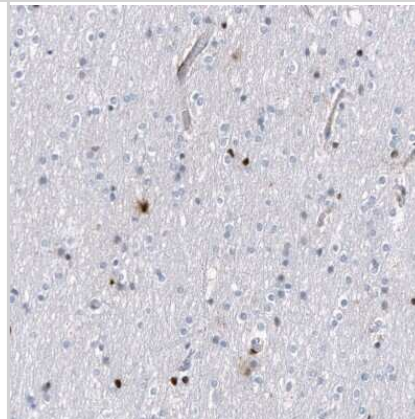
Immunohistochemistry-Paraffin: Serpin A3/alpha 1-Antichymotrypsin Antibody (CL10697) [NBP3-07987] - Staining of human skeletal muscle shows no positivity in myocytes as expected.



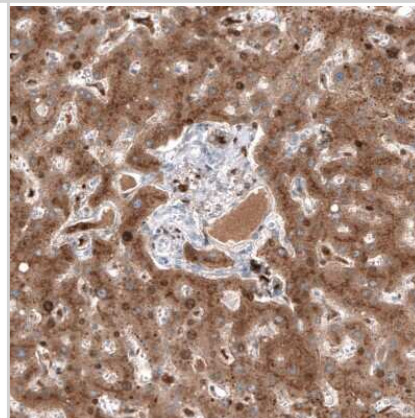
Immunohistochemistry-Paraffin: Serpin A3/alpha 1-Antichymotrypsin Antibody (CL10697) [NBP3-07987] - Analysis in human liver and skeletal muscle tissues using NBP3-07987 antibody. Corresponding Serpin A3/alpha 1-Antichymotrypsin RNA-seq data are presented for the same tissues.



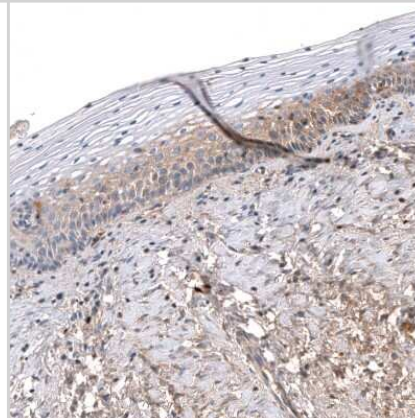
Immunohistochemistry-Paraffin: Serpin A3/alpha 1-Antichymotrypsin Antibody (CL10697) [NBP3-07987] - Staining of human cerebral cortex shows cytoplasmic and nuclear positivity in a subset of glial cells.



Immunohistochemistry-Paraffin: Serpin A3/alpha 1-Antichymotrypsin Antibody (CL10697) [NBP3-07987] - Staining of human liver shows strong cytoplasmic positivity in hepatocytes.



Immunohistochemistry-Paraffin: Serpin A3/alpha 1-Antichymotrypsin Antibody (CL10697) [NBP3-07987] - Staining of human uterine cervix shows moderate cytoplasmic positivity in squamous epithelial cells.





Novus Biologicals USA

10730 E. Briarwood Avenue
Centennial, CO 80112
USA
Phone: 303.730.1950
Toll Free: 1.888.506.6887
Fax: 303.730.1966
nb-customerservice@bio-techne.com

Bio-Techne Canada

21 Canmotor Ave
Toronto, ON M8Z 4E6
Canada
Phone: 905.827.6400
Toll Free: 855.668.8722
Fax: 905.827.6402
canada.inquires@bio-techne.com

Bio-Techne Ltd

19 Barton Lane
Abingdon Science Park
Abingdon, OX14 3NB, United Kingdom
Phone: (44) (0) 1235 529449
Free Phone: 0800 37 34 15
Fax: (44) (0) 1235 533420
info.EMEA@bio-techne.com

General Contact Information

www.novusbio.com
Technical Support: nb-technical@bio-techne.com
Orders: nb-customerservice@bio-techne.com
General: novus@novusbio.com

Products Related to NBP3-07987-100ul

HAF007	Goat anti-Mouse IgG Secondary Antibody [HRP]
NB7539	Goat anti-Mouse IgG (H+L) Secondary Antibody [HRP]
NBP1-97005-0.5mg	Mouse IgG1 Isotype Control (MG1)
NBP1-90296PEP	Serpin A3/alpha 1-Antichymotrypsin Recombinant Protein Antigen

Limitations

This product is for research use only and is not approved for use in humans or in clinical diagnosis. Primary Antibodies are guaranteed for 1 year from date of receipt.

For more information on our 100% guarantee, please visit www.novusbio.com/guarantee

Earn gift cards/discounts by submitting a review: www.novusbio.com/reviews/submit/NBP3-07987

Earn gift cards/discounts by submitting a publication using this product:
www.novusbio.com/publications

