

# Product Datasheet

## CD163 Antibody (CL10652) - BSA Free NBP3-07981-100ul

Unit Size: 100 ul

Store at 4C short term. Aliquot and store at -20C long term. Avoid freeze-thaw cycles.

[www.novusbio.com](http://www.novusbio.com)



[technical@novusbio.com](mailto:technical@novusbio.com)

Protocols, Publications, Related Products, Reviews, Research Tools and Images at:  
[www.novusbio.com/NBP3-07981](http://www.novusbio.com/NBP3-07981)

Updated 12/2/2025 v.20.1

Earn rewards for product  
reviews and publications.

Submit a publication at [www.novusbio.com/publications](http://www.novusbio.com/publications)

Submit a review at [www.novusbio.com/reviews/destination/NBP3-07981](http://www.novusbio.com/reviews/destination/NBP3-07981)



**NBP3-07981-100ul**

CD163 Antibody (CL10652) - BSA Free

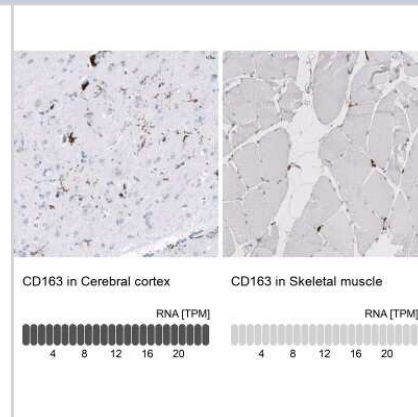
Product Information	
Unit Size	100 ul
Concentration	Concentrations vary lot to lot. See vial label for concentration. If unlisted please contact technical services.
Storage	Store at 4C short term. Aliquot and store at -20C long term. Avoid freeze-thaw cycles.
Clonality	Monoclonal
Clone	CL10652
Preservative	0.02% Sodium Azide
Isotype	IgG1
Purity	Protein A purified
Buffer	PBS (pH 7.2) and 40% Glycerol

Product Description	
Description	Novus Biologicals Mouse CD163 Antibody (CL10652) - BSA Free (NBP3-07981) is a monoclonal antibody validated for use in IHC and WB. All Novus Biologicals antibodies are covered by our 100% guarantee.
Host	Mouse
Gene ID	9332
Gene Symbol	CD163
Species	Human, Rat
Immunogen	This antibody was developed using a recombinant protein derived from Q86VB7, with the exact immunogen sequence remaining proprietary.


Product Application Details	
Applications	Western Blot, Immunohistochemistry-Paraffin, Immunohistochemistry
Recommended Dilutions	Western Blot 1 ug/ml, Immunohistochemistry 1:200 - 1:500, Immunohistochemistry-Paraffin 1:200 - 1:500
Application Notes	For IHC-Paraffin, HIER pH 6 retrieval is recommended.

**Images**

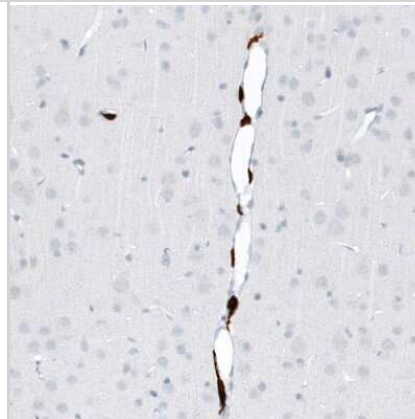
Immunohistochemistry-Paraffin: CD163 Antibody (CL10652) [NBP3-07981] - Analysis in human cerebral cortex and skeletal muscle tissues using NBP3-07981 antibody. Corresponding CD163 RNA-seq data are presented for the same tissues.



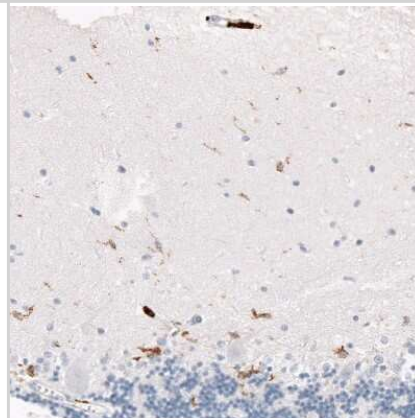
Western Blot: CD163 Antibody (CL10652) [NBP3-07981] - Analysis in human spleen tissue.



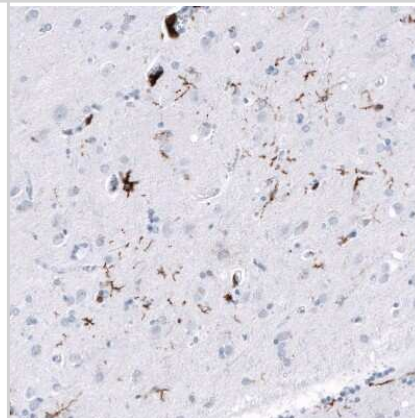
Immunohistochemistry-Paraffin: CD163 Antibody (CL10652) [NBP3-07981] - Staining of rat cerebral cortex shows strong cytoplasmic positivity in perivascular macrophages.



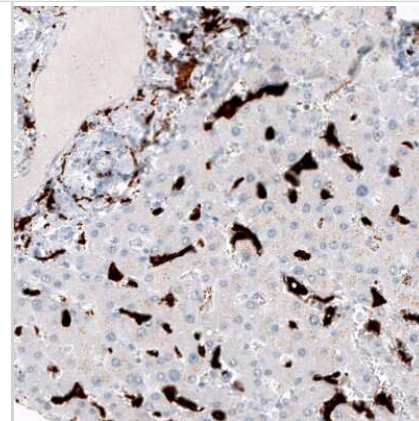
Immunohistochemistry-Paraffin: CD163 Antibody (CL10652) [NBP3-07981] - Staining of human cerebellum shows moderate cytoplasmic positivity in microglia and strong staining in perivascular macrophages.



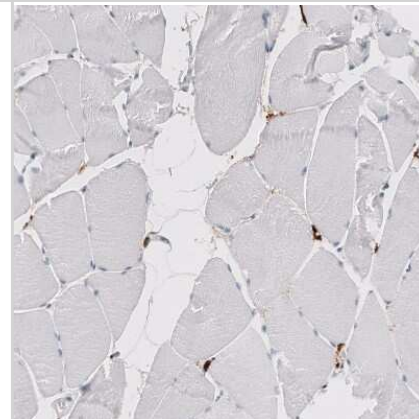
Immunohistochemistry-Paraffin: CD163 Antibody (CL10652) [NBP3-07981] - Staining of human cerebral cortex (Alzheimer's disease) shows strong cytoplasmic positivity in perivascular macrophages and in microglia.



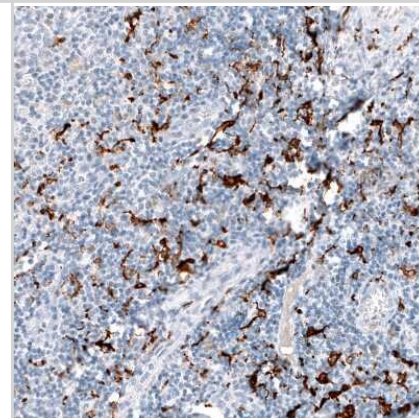
Immunohistochemistry-Paraffin: CD163 Antibody (CL10652) [NBP3-07981] - Staining of human liver shows strong cytoplasmic positivity in Kupffer cells.



Immunohistochemistry-Paraffin: CD163 Antibody (CL10652) [NBP3-07981] - Staining of human skeletal muscle shows no positivity in myocytes as expected.



Immunohistochemistry-Paraffin: CD163 Antibody (CL10652) [NBP3-07981] - Staining of human tonsil shows strong cytoplasmic positivity in non-germinal center cells.





### Novus Biologicals USA

10730 E. Briarwood Avenue  
Centennial, CO 80112  
USA  
Phone: 303.730.1950  
Toll Free: 1.888.506.6887  
Fax: 303.730.1966  
nb-customerservice@bio-techne.com

### Bio-Techne Canada

21 Canmotor Ave  
Toronto, ON M8Z 4E6  
Canada  
Phone: 905.827.6400  
Toll Free: 855.668.8722  
Fax: 905.827.6402  
canada.inquires@bio-techne.com

### Bio-Techne Ltd

19 Barton Lane  
Abingdon Science Park  
Abingdon, OX14 3NB, United Kingdom  
Phone: (44) (0) 1235 529449  
Free Phone: 0800 37 34 15  
Fax: (44) (0) 1235 533420  
info.EMEA@bio-techne.com

### General Contact Information

www.novusbio.com  
Technical Support: nb-technical@bio-techne.com  
Orders: nb-customerservice@bio-techne.com  
General: novus@novusbio.com

### Products Related to NBP3-07981-100ul

---

NBP2-33376H	Blue Marker Antibody (6F4-F6) [HRP]
HAF007	Goat anti-Mouse IgG Secondary Antibody [HRP]
NB7539	Goat anti-Mouse IgG (H+L) Secondary Antibody [HRP]
NBP1-97005-0.5mg	Mouse IgG1 Isotype Control (MG1)

---

### Limitations

This product is for research use only and is not approved for use in humans or in clinical diagnosis. Primary Antibodies are guaranteed for 1 year from date of receipt.

For more information on our 100% guarantee, please visit [www.novusbio.com/guarantee](http://www.novusbio.com/guarantee)

Earn gift cards/discounts by submitting a review: [www.novusbio.com/reviews/submit/NBP3-07981](http://www.novusbio.com/reviews/submit/NBP3-07981)

Earn gift cards/discounts by submitting a publication using this product:  
[www.novusbio.com/publications](http://www.novusbio.com/publications)

